

# Edgewater Elementary School

5715 Oakwood Drive, Marysville, CA 95901

Phone: (530) 741-0866 Fax: (530) 741-1332

Principal, Lori Guy



## Presentation to the Board of Trustees

12/10/13

Edgewater Elementary opened in August 2009 with 263 students serving grades K-3. Currently, we have 490 students in grades k-6. Each fall, students, staff, and community members are welcomed before school starts with root beer floats provided and served by the Linda Lion's Club.

Parent and community involvement at Edgewater continues to thrive. Our current and past PTO officers are frequently on campus and help our school in a variety of ways volunteering in classrooms, organizing student activities, and planning future events. They are an excellent group of problem solvers and enjoy assisting teachers and searching for solutions and opportunities to improve Edgewater Elementary.

Our secretary, Elementary Student Support Specialist, and one of our para-educators are bilingual providing necessary communication with our Spanish speaking population. We rely heavily on our Messenger phone calling system to communicate with parents and provide the messages in Spanish for our Spanish speaking families. A schoolwide newsletter is sent home monthly in addition to any notifications of special events. Our PTO maintains a Facebook page with school information providing another avenue of communication to our families.

STARS continues to provide a highly desired after-school care program for our students. We currently have a waiting list due to high demand for the program. Based on requests from parents, we continue to offer an early morning drop off time. Supervision for the morning program is provided by donations from parents.

One of the challenges we face for the first time this year, although it is common at other schools in our district, is a continuous change in our enrollment. We have had families moving out frequently, and continue to have others enrolling.

Our Academic Performance Index (API) declined last year from 802 to 796. We increased our API in the English Learners subgroup by 8 points and our Socioeconomically Disadvantaged by 10 points. Our White population scores decreased by 7 points and our Hispanic or Latino by 8 points. Most grade levels maintained or increased their levels of proficiency while one grade level went down. Teachers analyzed the student score data, curriculum and interventions, and made adjustments to instruction and intervention to continue to improve student academic performance. Teachers review student data with their grade levels throughout the year and monitor and adjust their instruction. Interventions are provided for students that are not at a proficient level, and we continue to look at ways to provide curriculum to students performing above their grade level. Read Naturally, Waterford and Accelerated Reader, Brain Pop, IXL (computer based math program) are a few of the supplemental programs successfully implemented at Edgewater. In addition, we currently have 80 I pads for student use in the classroom and an additional six in our library. Classrooms use them throughout the day for instruction, intervention, and enrichment in addition to the six PC computers in each classroom. We currently have three para-educators assisting teachers in addition to two para-educators that assist students in our special education program with our RSP teacher.

Last year, we celebrated reclassifying 23 of our EL students based on their CST and CELDT scores in addition to their current classroom performance and report card grades. Teachers continue to focus on increasing student proficiency in English and provide additional instruction during intervention and workshop times.

Transitioning to Common Core Standards has become one of our primary goals this year. Teachers are learning the standards, adjusting curriculum, increasing the use of student technology, and actively involved in professional development opportunities. Teachers are meeting with their grade levels and developing resources and materials to help their students transition to proficiency in Common Core Standards. The teachers at Edgewater are experienced, dedicated, and strive to maintain a positive work environment especially throughout the changes and challenges we face. Everyone works together to assist any staff member and students.

Additional shelves were added this summer to our library. The library is open many days after school, and families take advantage of this time. Our literacy resource technician also coordinates our Accelerated Reader program which documented students reading over 27,000 books and over 111,370,475 words. This is a new record for Edgewater topping last year's books read by over 6,000. Additionally, we had students in first grade and kindergarten participating in the Accelerated Reader program. The charts in the library monitoring student progress indicate this will be another record setting year for the Edgewater Sharks!



State of California  
Secretary of State

STATEMENT OF FACTS  
ROSTER OF PUBLIC AGENCIES FILING  
(Government Code section 53051)

(Office Use Only)

Instructions:

1. Complete and mail to: Secretary of State,  
P.O. Box 942877, Sacramento, CA 94277-0001 (916) 653-3984
2. A street address must be given as the official mailing address or as  
the address of the presiding officer.
3. Complete addresses as required.
4. If you need additional space, attach information on an 8½" X 11" page, one sided and legible.

New Filing ☐ Update ☒

Legal name of Public Agency: Marysville Joint Unified School District

Nature of Update: Election of new officers

County: \_\_\_\_\_

Official Mailing Address: 1919 B Street, Marysville, CA 95901

Name and Address of each member of the governing board:

Chairman, President or other Presiding Officer (Indicate Title): \_\_\_\_\_

Name: \_\_\_\_\_ Address: \_\_\_\_\_

Secretary or Clerk (Indicate Title): \_\_\_\_\_

Name: \_\_\_\_\_ Address: \_\_\_\_\_

Members:

Name: \_\_\_\_\_ Address: \_\_\_\_\_

Name: \_\_\_\_\_ Address: \_\_\_\_\_

Name: \_\_\_\_\_ Address: \_\_\_\_\_

Name: \_\_\_\_\_ Address: \_\_\_\_\_

Name: \_\_\_\_\_ Address: \_\_\_\_\_

RETURN ACKNOWLEDGMENT TO: (Type or Print)

12/10/13

Date

NAME [ MJUSD ]  
ADDRESS Attention: Lisa Mejia  
1919 B Street  
CITY/STATE/ZIP [ Marysville, CA 95901 ]

Signature

Lisa Mejia, Executive Assistant  
Typed Name and Title

OFFICE OF THE SUPERINTENDENT OF SCHOOLS  
YUBA COUNTY  
SCHOOL BOARD AUTHORIZATION FORM

TO: MEMBERS OF SCHOOL BOARDS OF TRUSTEES  
YUBA COUNTY SCHOOLS DISTRICTS

Education Code §42632 and 42633 (§85232 & 85233 for Yuba College only) sets out the requirements for the filing with the County Superintendent of Schools the verified signature of each person, including members of the Board authorized to sign orders for the Board.

I hereby request that you fulfill the provisions of the above referenced code sections by completing the following:

1. We, members of Marysville School Board of Trustees hereby authorize Gay Todd to sign orders drawn on the funds of the School District.
2. Verified signatures and occupation of Governing Board Members of Marysville School District.

If you wish to authorize the clerk or secretary of the Board or an employee to sign all warrants and orders in the name of the Board, then have them sign below, and members of the Board approving this action please sign on the line provided.

Signature of person authorized to sign warrants: \_\_\_\_\_ Gay Todd  
Signatures below are the verified signatures of the members of the Board of Trustees for calendar year 2014.

- |                                   |                              |
|-----------------------------------|------------------------------|
| 1. _____<br>President's Signature | _____<br>Occupation/Business |
| 2. _____<br>Clerk's Signature     | _____<br>Occupation/Business |
| 3. _____<br>Member                | _____<br>Occupation/Business |
| 4. _____<br>Member                | _____<br>Occupation/Business |
| 5. _____<br>Member                | _____<br>Occupation/Business |
| 6. _____<br>Member                | _____<br>Occupation/Business |
| 7. _____<br>Member                | _____<br>Occupation/Business |

Please retain one copy for your files and return original to Maggie Nicoletti, Yuba County Office of Education, 935 14th Street, Marysville, CA 95901.

CERTIFICATE OF ELECTION  
OF  
BOARD PRESIDENT, DISTRICT CLERK & BOARD REPRESENTATIVE

It is hereby certified that at the Annual Organizational Meeting of the Governing Board of the  
Marysville District, held *between December 6 – December 20, 2013*, the following  
officers and representatives were elected: board Meeting: 12/10/13

PRESIDENT: \_\_\_\_\_

Address: \_\_\_\_\_

CLERK OR  
SECRETARY: \_\_\_\_\_

Address: \_\_\_\_\_

BOARD  
REPRESENTATIVES: \_\_\_\_\_

Address: \_\_\_\_\_

REGULAR MEETING  
DATES AND TIMES: 2nd & 4th Tuesdays of each month

SUBMITTED BY: \_\_\_\_\_ TITLE: Superintendent

INSTRUCTIONS: Gay Todd  
*Please complete and forward this certificate to the County Superintendent of  
Schools immediately following your Annual Organizational Meeting which  
must be held between December 6 – December 20, 2013.*

Return to: Maggie Nicoletti  
Yuba County Office of Education  
935 14th Street  
Marysville, CA 95901  
(530)749-4854

# ***BOARD MEETING DATES***

## ***2014 School Year***

2<sup>nd</sup> and 4<sup>th</sup> Tuesdays

~~1/14/14~~ (canceled)

1/28/14

2/11/14

2/25/14

3/11/14

3/25/14

4/8/14

~~4/22/14~~ (canceled)

5/13/14

5/27/14

~~6/10/14~~ (canceled)

6/24/14

~~7/8/14~~ (canceled)

7/22/14

8/12/14

8/26/14

9/9/14

9/23/14

10/14/14

10/28/14

11/11/14

~~11/25/14~~ (canceled)

12/9/14

~~12/23/14~~ (canceled)

[All meetings start at 6:30 p.m. and are held in the District Board Room unless otherwise specified.]



MARYSVILLE JOINT UNIFIED SCHOOL DISTRICT

# *Lindhurst High School*

4446 Olive Avenue  
Olivehurst, CA 95961-4798  
Phone (530) 741-6150

"Success In Progress"

Darleen Kidd  
10412 N. Street  
Live Oak, CA 95953  
530-635-0750  
[darleenkidd@comcast.net](mailto:darleenkidd@comcast.net)

November 4, 2013

Bob Eckardt  
Principal, Lindhurst High School  
Marysville Joint Unified School District  
4446 Olive Ave.  
Olivehurst, CA 95961

Dear Mr. Eckardt:

I write this letter to announce my formal retirement from Lindhurst High School as Literacy Resource Tech, effective as of December 30, 2013.

I would like to thank you and my colleagues for all the great opportunities you have given me as an employee at Lindhurst High School. I have enjoyed working with and learning from my colleagues for the past seven years. I will miss the students at Lindhurst High School so much. They are all very special to me, but I am ready to move on to the next phase in my life.

Please let me know if I can be of any assistance during the transition.

Sincerely,

Darleen Kidd

Jennifer Passaglia  
3565 Libby Lane  
Yuba City, CA 95993

MJUSD  
Personnel Dept.

NOV 20 2013

November 20, 2013

**RECEIVED**

Ramiro Carreon  
Assistant Superintendent  
Personnel Services  
Marysville Joint Unified School District  
1919 B Street  
Marysville, CA 95993

Dear Mr. Carreon,

I would like to inform you that I am resigning from my position as Account Specialist for Marysville Joint Unified School District effective December 6, 2013.

Thank you for the opportunities for professional and personal development that you have provided me during the last five years. I have enjoyed working for the district and appreciate the support provided me during my time with the district.

Sincerely,



Jennifer Passaglia

NOV 22 2013

RECEIVED

November 14, 2013

Dr. Todd  
Mr. Carreon  
MJUSD Board of Trustees

*After over 38 years with MJUSD I have decided it is time to retire and spend time with my family and open a new chapter of my life.*

*This is a decision that is extremely difficult because I have not had one day that going to work was a challenge. I have worked with amazing people that I am happy to call my friends. I have a heavy heart when I imagine a day without children and watching them grow into young adults. I have worked with some of the finest administrators and teachers that California has and I am thankful that I was given the opportunity to work for MJUSD.*

*My retirement date has been set for December 30, 2013 and I will be available to help train the very fortunate person who will take over my chair and the beautiful view from my desk at Browns Valley School.*

*A special thank you to Mrs. Lisa Goodman and the staff of Browns Valley School for the support they have given me with my decision. Thank you again with deep appreciation.*

*Marilyn K. Russell*

Marilyn Russell  
Administrative Assistant  
Browns Valley Elementary School



**Susan Scott**

**From:** Susan Scott  
**Sent:** Monday, November 18, 2013 12:08 PM  
**To:** Melanie Stanaland; Gary Cena  
**Subject:** My retirement letter

MJUSD  
Personnel Dept.

NOV 19 2013

**RECEIVED**

November 18, 2013

Attention: Mr. Gary Cena: Principle MHS  
Personnel : Melanie Stanaland

Please accept this letter to Announce my retirement effective 12/30/2013.

It is time for me to move on to the next phase in my life.

I would like to thank you all for the opportunities that were given to me as an employee.

Truly I have enjoyed working for the School District for over the past 26 years.

If I can be of any assistance during this transition please feel free to contact me.

I wish continued success here at Marysville High school as well as the School District.

I will miss you all!

Respectfully



*Susan E. Scott*  
*Marysville High School*  
*Attendance Clerk II*

741-6180 ext 3106  
fax 741-7828

9

11/18/2013

Jamie L. Via

6020 Winifred Dr.

Fort Worth, TX 76133

530-635-0625

jamievia@yahoo.com

MJUSD  
Personnel Dept.

NOV 26 2013

RECEIVED



November 22, 2013

Kathy Woods

Director of Child Development

Marysville Joint Unified School District

1919 B Street

Marysville, CA 95901

Dear Mrs. Woods,

Please accept this letter as my formal resignation from my position with the Child Development Program with Marysville Joint Unified School District. My last work day will be December 20, 2013.

I thank you for the opportunities you gave me and the belief in my work during my time with the school district. However, with my husband being military I knew this day would come.

If there are any questions or concerns, please do not hesitate to contact me with the above information.

Sincerely,



Jamie Via

MJUSD  
Personnel Dept.

NOV 04 2013

RECEIVED

11/1/13

Ramiro Carreon  
Scott Lane  
Marysville Joint Unified School District

Just to inform you as of January 1<sup>st</sup> I will be turning the 65 years of age. I have decided to do a little pasturing, that is taking life with a little different perspective.

As of December <sup>30<sup>th</sup> 11/4</sup> ~~31~~<sup>st</sup> I will be resigning as a bus driver from MJUSD.

I have greatly benefited by being Employed by MJUSD however I think it is a good time for me to retire.

So thank you very much for the opportunity to serve as a bus driver for the past six plus years

  
Melvin Woelfel

## AGREEMENT FOR SEARCH & RECRUITMENT SERVICES

*Search for Chief Business Officer (Executive Director)*

This is an Agreement between the **MARYSVILLE JOINT UNIFIED SCHOOL DISTRICT**, hereinafter referred to as "Client," and **SCHOOL SERVICES OF CALIFORNIA, INC.**, hereinafter referred to as "Consultant," entered into as of December 12, 2013.

### RECITALS

**WHEREAS**, the Client needs assistance with its Chief Business Officer search and selection process; and

**WHEREAS**, the Client has examined the abilities of employees of the district, the county office, and adjoining districts to provide these services; and

**WHEREAS**, the Client finds that these services are either not available, or not available to the same level of expertise as those offered by outside consulting assistance; and

**WHEREAS**, Consultant is professionally trained and competent to provide these services; and

**WHEREAS**, the authority for entering into this Agreement is contained in Section 53060 of the Government Code and such other provisions of California law as may be applicable; and

**NOW, THEREFORE**, the parties to this Agreement do hereby mutually agree as follows:

1. Consultant agrees to assist the Client in the selection of a Chief Business Officer in the following manner:

Interview appropriate district officials, print a brochure, recruit candidates, receive applications and confidential papers and assemble files, assist the expert panel in the screening process, and all other matters pertinent to assisting the Superintendent in the selection of a Chief Business Officer.

2. The Client agrees to pay Consultant for services rendered under this Agreement base price of \$14,200, plus expenses. Consultant will bill the Client at appropriate intervals for services completed and expenses accrued to that date. "Expenses" are defined as actual expenses for items such as advertising, brochure printing, mailing, telephone, travel costs, duplicating, and screening and reference checking.

The terms of this Agreement are valid for sixty (60) days from December 12, 2013, unless this contract is executed. After that period, new terms may be agreed upon after further review of the needs of the District.

3. This Agreement shall be effective as of December 12, 2013, and shall terminate upon completion of the project, which is estimated to be April 30, 2014.
4. It is expressly understood and agreed to by both parties that Consultant, while carrying out and complying with any of the terms and conditions of this Agreement, is an independent contractor and is not an employee of the Client.

**IN WITNESS WHEREOF**, the parties have caused this Agreement to be executed as indicated below.

BY: \_\_\_\_\_  
RAMIRO G. CARREÓN (date)  
Asst. Superintendent of Personnel Services  
Marysville Joint Unified School District

BY: \_\_\_\_\_  
SUZANNE SPECK (date)  
Associate Vice President  
School Services of California, Inc.

12

**RECORDING REQUESTED BY:**

**AND WHEN RECORDED MAIL TO:**

Marysville Joint Unified School District  
Denise DeVaughn  
Facilities Construction Management Dept.  
1919 B Street  
Marysville, CA 95901

**NOTICE OF COMPLETION**

NOTICE is hereby given, that **Gay Todd**, the undersigned and agent to the **Marysville Joint Unified School District**, situated in the County of Yuba, State of California, described as follows and to wit:

Softball Field Netting  
P14-00738 - Job 8140

Marysville High School – 12 E. 18<sup>th</sup> Street, Marysville, CA 95901

That Marysville Joint Unified School District, owner of said land, did on the **2<sup>nd</sup> day of July 2013**, entered into a contract with **BRCO Constructors, Inc. for all work related to the installation of softball field netting and related sitework to the above site** upon the land above described;

That on the **4<sup>th</sup> day of November 2013**, the said contract or work or improvements, as a whole, was actually completed by the said **BRCO Constructors, Inc., PO Box 367, Loomis, CA 95650:**

That the name and address of all the owner's of said property are as follows:

Marysville Joint Unified School District  
1919 B Street, Marysville, CA 95901  
County of Yuba, State of California

and the nature of owner's title to said property is fee simple.

  
\_\_\_\_\_  
Gay Todd  
Superintendent

State of California

County of **YUBA**

Subscribed and sworn to (or affirmed) before me on this 26<sup>th</sup> day of November 2013, by **Gay Todd**, proved to me on the basis of satisfactory evidence to be the person who appeared before me.

  
\_\_\_\_\_  
Notary Public Signature



13

**RECORDING REQUESTED BY:**

**AND WHEN RECORDED MAIL TO:**

Marysville Joint Unified School District  
Denise DeVaughn  
Facilities Construction Management Dept.  
1919 B Street  
Marysville, CA 95901

**NOTICE OF COMPLETION**

NOTICE is hereby given, that **Gay Todd**, the undersigned and agent to the **Marysville Joint Unified School District**, situated in the County of Yuba, State of California, described as follows and to wit:

Soccer Field Netting  
P14-00738 - Job 8141

Johnson Park Elementary School – 4364 Lever Avenue, Olivehurst, CA 95961

That Marysville Joint Unified School District, owner of said land, did on the 2<sup>nd</sup> day of July 2013, entered into a contract with **BRCO Constructors, Inc. for all work related to the installation of soccer field netting and related sitework to the above site** upon the land above described;

That on the 4<sup>th</sup> day of November 2013, the said contract or work or improvements, as a whole, was actually completed by the said **BRCO Constructors, Inc., PO Box 367, Loomis, CA 95650:**

That the name and address of all the owner's of said property are as follows:

Marysville Joint Unified School District  
1919 B Street, Marysville, CA 95901  
County of Yuba, State of California

and the nature of owner's title to said property is fee simple.

Gay Todd  
Gay Todd  
Superintendent

State of California

County of **YUBA**

Subscribed and sworn to (or affirmed) before me on this 26<sup>th</sup> day of November 2013, by **Gay Todd**, proved to me on the basis of satisfactory evidence to be the person who appeared before me.

Lisa Mejia  
Notary Public Signature



**RECORDING REQUESTED BY:**

**AND WHEN RECORDED MAIL TO:**

Marysville Joint Unified School District  
Denise DeVaughn  
Facilities Construction Management Dept.  
1919 B Street  
Marysville, CA 95901

**NOTICE OF COMPLETION**

NOTICE is hereby given, that **Gay Todd**, the undersigned and agent to the **Marysville Joint Unified School District**, situated in the County of Yuba, State of California, described as follows and to wit:

Portable Relocation  
P14-00738 - Job 8128

South Lindhurst Alternative Education – 4446 Olive Avenue, Olivehurst, CA 95961

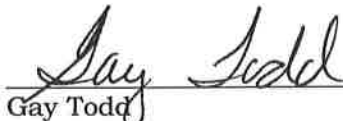
That Marysville Joint Unified School District, owner of said land, did on the **2<sup>nd</sup> day of July 2013**, entered into a contract with **BRCO Constructors, Inc. for all work related to the relocation of three portable buildings from Johnson Park Elementary, one portable building from Cedar Lane Elementary to South Lindhurst Alternative Education and related sitework to the above site** upon the land above described;

That on the **4<sup>th</sup> day of November 2013**, the said contract or work or improvements, as a whole, was actually completed by the said **BRCO Constructors, Inc., PO Box 367, Loomis, CA 95650:**

That the name and address of all the owner's of said property are as follows:

Marysville Joint Unified School District  
1919 B Street, Marysville, CA 95901  
County of Yuba, State of California

and the nature of owner's title to said property is fee simple.




Gay Todd  
Superintendent

State of California

County of **YUBA**

Subscribed and sworn to (or affirmed) before me on this 26<sup>th</sup> day of November 2013, by **Gay Todd**, proved to me on the basis of satisfactory evidence to be the person who appeared before me.



Notary Public Signature



**MARYSVILLE JOINT UNIFIED SCHOOL DISTRICT  
DEVELOPER FEE REPORT  
EXHIBIT A  
FOR FISCAL YEAR 2012-2013  
FOR THE FOLLOWING FUND OR ACCOUNT:**

**Capital Facilities Fund #25**

Per Government Code section 66001(d)(1)-(4) as indicated:

- A. With respect to only that portion of the Fund remaining unexpended at the end of the 2012-2013 Fiscal Year, the purpose of the fees is to finance the construction or reconstruction of school facilities necessary to reduce overcrowding caused by the development on which the fees were levied, which facilities are more specifically identified, but not limited to, the following:

Arboga Elementary School construction of new classrooms, parking lot, field improvements and hard courts;  
Cordua Elementary School modernization of toilet rooms, administrative space and field improvements;  
Covillaud Elementary School construction of new classrooms and parking lot;  
Ella Elementary School construction new classrooms and parking lot;  
Foothill Intermediate School construction of a new high school/middle school;  
Kynoch Elementary School construction of new classrooms and parking lot and modernization of the library;  
Linda Elementary School construction of new classrooms and a new library;  
Loma Rica Elementary School construction of new elementary school on a larger site;  
Repayment of Certificates of Participation;  
Purchase of additional land adjacent to, but not limited to, the following:  
Arboga Elementary School, Linda Elementary School, W.T. Ellis and Cordua Elementary School.  
Purchase of additional land located in the foothills area for a new elementary, middle and high school;  
Purchase of additional land for future school sites;  
Maintain existing and future portable classrooms;  
Construction of a new middle school, alternative school, and District support facilities in the East Linda area;  
Legal, planning, project and construction management, general and administrative expenses; and,  
Miscellaneous minor projects at existing school sites related to enrollment growth.

Note: The above listed projects may be partially, or fully, funded with developer fees, depending on the specifics of each project.



Note: See also the District documents “Facilities Master Plan October 2005”, the individual site master plans and the periodic District document “Project Summary Project Status Update” issued by the Facilities Department.

B. See Resolution No. 2012-2013/20 “Decreasing Fees on Development Projects Pursuant to Government Code Section 65995 – Level 2”.

C. With respect to only that portion of the Fund remaining unexpended at the end of the 2012-2013 Fiscal Year, the sources and amounts of funding anticipated to complete financing in any incomplete improvements identified in paragraph A above are as follows:

Annual collection of statutory developer fees;  
Annual collection of School Impact Mitigation Agreement fees;  
State matching funds via State construction bond funds;  
Local General Obligation Bonds; and,  
Miscellaneous related revenue such as interest income.

D. With respect to only that portion of the Fund remaining unexpended at the end of the 2012-2013 Fiscal Year, the following are the approximate dates on which the funding referred to in paragraph C above is expected to be deposited into the appropriate account or fund:

The annual collections of statutory developer fees, School Impact Mitigation fees, and related revenue has varied over time, and can be reviewed in the District’s year end financial reports and independent audit report. Other potential sources of funding such as, future State funding or future local General Obligation Bonds, cannot be determined at this time.



# *Marysville Joint Unified School District*

1919 B Street ~ Marysville, CA 95901

PH: 530 749-6174 FX: 530 741-3718

## **DEVELOPER FEE REPORT DECEMBER 10, 2013**

### **FISCAL YEAR 2012/2013 --- July 1, 2012 – June 30, 2013**

1. Brief description of the type of fee in account or fund.

School Impact Mitigation Agreement or statutory fees authorized by the Government Code.

2. Amount of fee.

School Impact Mitigation Agreements are individual agreements, which have different fee levels.

Sterling "Level II" fees are as follows:

Residential	\$4.24 per square foot for each new residential housing unit
Commercial and Industrial	\$0.47 per square foot

3. Beginning and ending balance of the account or fund.

Fund Number	Beginning Balance	Ending Balance
Capital Facility Fund #25	\$ 5,094,221	\$ 5,400,013

4. Amount of fees collected and interest earned.

	Fund 25
Beginning Balance 7/1/2012	\$ 5,094,221
Fees collected	865,359
Interest revenue	71,411
State revenues	-
Other revenues	4,636
Proceeds from COPS	17,954,322
Subtotal	23,989,949
Less: Expenditures	(18,589,936)
Ending Balance 6/30/13	\$ 5,400,013

5. Identification of each public improvement on which fees were expended and the amount of the expenditures on each improvement.

<b>Projects</b>	<b>2012/2013 Expenditures</b>
101 Arboga Elementary School	\$ 198,928
103 Browns Valley Elementary School	-
105 Cedar Lane Elementary School	106,319
107 Cordua Elementary School	-
109 Covillaud Elementary School	21,764
111 Dobbins Elementary School	-
112 Edgewater Elementary School	\$22,811
113 Ella Elementary School	125,302
115 Johnson Park Elementary School	55,871
117 Kynoch Elementary School	106,894
119 Linda Elementary School	132,261
121 Loma Rica Elementary School	-
125 Olivehurst Elementary School	151,336
129 Yuba Feather Elementary School	338
135 Foothill Intermediate School	4,513
137 McKenney Intermediate School	-
139 Yuba Gardens Intermediate School	476,140
242 Marysville Charter Academy for the Arts	-
243 Lindhurst High School	48,947
245 Marysville High School	-
246 North Marysville High School	-
247 South Lindhurst High School	-
355 Multi Site	1,687
368 Education Services Center @ Hammonton Smartsville	56,849
130 East Linda Middle School @ Hammonton Smartsville	-
251 Alternative Ed. /Adult Ed. @ Hammonton Smartsville	-
155 Wheeler Ranch	421,875
136 The Meadows	-
Contracted Services	576
Staff Facility Planning & Construction Supervision	521,484
COPS Debt Service & Trustee Fees	16,136,379
<b>TOTAL</b>	<b>\$ 18,589,936</b>

6. Identification of an approximate date by which the construction of the public improvement will commence if the local agency determines that sufficient funds have been collected to complete financing on an incomplete public improvement.

For future projects, see the District documents "Facilities Master Plan October 2005" and individual site master plans.

7. Description of each interfund transfer or loan made from the account or fund including the public improvement on which the transferred or loaned fees will be expended and, in the case of an interfund loan, the date on which the loan will be repaid, and the rate of interest that the account or fund will receive on the loan.

N/A

8. Amount of refunds made pursuant to subdivision (e) of Section 66001 and any allocations pursuant to subdivision (f) of Section 66001.

N/A

## **FINDINGS**

The Marysville Joint Unified School District has:

1. Expended developer fees for public improvements solely and exclusively for the purpose or purposes for which the fee was collected.
2. Levied, collected or imposed no fee to be used for general revenue purposes.
3. Deposited developer fees in a separate fund in a manner that has avoided commingling of those fees with other funds.
4. Expended developer fees only for the purposes for which they were collected.
5. Made available to the public specified information relating to the fee, interest, other income, expenditures, and refunds occurring during the fiscal year within 180 days of the close of the fiscal year.

## Grant Award Notification

<b>GRANTEE NAME AND ADDRESS</b> Gay Todd, Superintendent Marysville Joint Unified School District 1919 B Street Marysville, CA 95901				<b>CDE GRANT NUMBER</b>			
				<b>FY</b>	<b>PCA</b>	<b>Vendor Number</b>	<b>Suffix</b>
				13	23858	7273	00
<b>Attention</b> Jim Carpenter				<b>STANDARDIZED ACCOUNT CODE STRUCTURE</b>			<b>COUNTY</b>
<b>Program Office</b> American Indian Education Program Yuba-Feather Elementary 1919 B Street, Marysville, CA 95901				<b>Resource Code</b>	<b>Revenue Object Code</b>	58	
<b>Telephone</b> 530-749-6195				7210		8590	<b>INDEX</b>
<b>Name of Grant Program</b> American Indian Early Childhood Education							0656
<b>GRANT DETAILS</b>	<b>Original/Prior Amendments</b>	<b>Amendment Amount</b>	<b>Total</b>	<b>Amend. No.</b>	<b>Award Starting Date</b>	<b>Award Ending Date</b>	
	\$89,063.00		\$89,063.00		7/1/2013	6/30/14	
<b>CFDA Number</b>	<b>Federal Grant Number</b>	<b>Federal Grant Name</b>				<b>Federal Agency</b>	
I am pleased to inform you that you have been funded for the American Indian Early Childhood Education Program.  This award is made contingent upon the availability of funds. If the Legislature takes action to reduce or defer the funding upon which this award is based, then this award will be amended accordingly.  Please return the original, signed Grant Award Notification (AO-400) to:  <div style="text-align: center;">           Maria A. Amor, Associate Governmental Program Analyst            Funding and Support Unit            California Department of Education            1430 N Street, Suite 3410            Sacramento, CA 95814-5901         </div>							
<b>California Department of Education Contact</b> Maria A. Amor				<b>Job Title</b> Associate Governmental Program Analyst			
<b>E-mail Address</b> mamor@cde.ca.gov					<b>Telephone</b> 916-319-0606		
<b>Signature of the State Superintendent of Public Instruction or Designee</b> ▶ <i>Tom Tomblason</i>					<b>Date</b> November 18, 2013		
<b>CERTIFICATION OF ACCEPTANCE OF GRANT REQUIREMENTS</b>							
<i>On behalf of the grantee named above, I accept this grant award. I have read the applicable certifications, assurances, terms, and conditions identified on the grant application (for grants with an application process) or in this document or both; and I agree to comply with all requirements as a condition of funding.</i>							
<b>Printed Name of Authorized Agent</b> Gay Todd				<b>Title</b> Superintendent of Schools			
<b>E-mail Address</b> gtodd@mjusd.com					<b>Telephone</b> 530-749-6102		
<b>Signature</b> ▶					<b>Date</b>		

**Return to: Maria Amor**  
Funding and Support Unit  
1430 N Street, Suite 3410  
Sacramento, CA 95814  
FAX: (916) 319-0135  
E-mail: [mamor@cde.ca.gov](mailto:mamor@cde.ca.gov)

**Grant Amount: \$89,063.00**

**American Indian Early Childhood Education Program**

**2013–14 Budget Proposal**

(Include a detailed narrative with your budget)

<b>Applicant (Fiscal Agent):</b>			
<b>MARYSVILLE JOINT UNIFIED SCHOOL DISTRICT</b>			
<b>Applicant Address:</b>	<b>City, State and Zip Code:</b>	<b>Phone:</b>	
<i>American Indian Early Childhood Education Program, 1919 B Street</i>	<i>Marysville, CA 95901</i>	<i>530-749-6196</i>	
<b>Budget Contact's Name/Title:</b>		<b>Contact's Phone:</b>	<b>Budget Contact's E-mail:</b>
<i>James Carpenter, AIECE Teacher/Program Coordinator</i>		<i>530-749-6196</i>	<i><a href="mailto:jcarpenter@mjUSD.net">jcarpenter@mjUSD.net</a></i>
<b>Object Codes</b>	<b>Description</b>	<b>Local Education Agency Name:</b> <b>MARYSVILLE JOINT UNIFIED SCHOOL DISTRICT</b>	
	<b>Direct Costs</b>	<b>Total</b>	
<b>1000–1999 Series</b>	Certificated Personnel Salaries	<b>\$31,418.00</b>	
<b>2000–2999 Series</b>	Classified Personnel Salaries	<b>\$25,027.00</b>	
<b>3000–3999 Series</b>	Employee Benefits	<b>14,307.00</b>	
<b>4000–4999 Series</b>	Books and Supplies	<b>6,854.00</b>	
<b>5000–5999 Series</b>	Services/Other Operating Expenditures	<b>5,959.00</b>	
<b>6000–6999 Series</b>	Capital Outlay (Preapproval is required)	<b>0.00</b>	
<b>7300–7399 Series</b>		<b>5,498.00</b>	
<b>TOTAL BUDGET</b>	Indirect Costs (not allowed)	<b>89,063.00</b>	



**BUDGET JUSTIFICATION**  
(Use additional pages as needed)

Please refer to your *California School Accounting Manual* in making your computations below.

<b>Account Number 1000</b>	<b>Certificated Salaries</b>	<b>Amount</b>	<b>\$31,418.00</b>
----------------------------	------------------------------	---------------	--------------------

(1) TEACHER, CERTIFICATED - ..40 FTE

This teacher works with classroom teachers and ECE Instructional Assistants to provide Native American students with academic assistance in core academic content. Also, the teacher will work with Native American students on the Child-to-child program using multimedia technology, visual arts, performing arts, science, and leadership concepts to create culturally based projects. Additionally, the AIECE teacher will coordinate all testing required of the program.

<b>Account Number 2000</b>	<b>Classified Salaries</b>	<b>Amount</b>	<b>\$ 25,027.00</b>
----------------------------	----------------------------	---------------	---------------------

(3) PARA EDUCATORS - 3 hours/day, 5 days/week

\$ 25,095

The instructional assistant will work directly with the Native American children in the K-2 classrooms and under the direct supervision of the classroom teacher. Additionally, the instructional assistant will help with all testing required of the program. Two Para Educators at Yuba Feather School working with 51 students. One Para Educator at Dobbins Elementary working with 26 students.

<b>Account Number 3000</b>	<b>Employee Benefits</b>	<b>Amount</b>	<b>\$ 14,307.00</b>
----------------------------	--------------------------	---------------	---------------------

Includes PERS, STRS, Dental, Health, Workman's Compensation, etc. Employee benefits are determined by Federal, State and LEA policies.

<b>Account Number 4000</b>	<b>Books and Supplies</b>	<b>Amount</b>	<b>\$ 6,854.00</b>
----------------------------	---------------------------	---------------	--------------------

Supplies and materials necessary to operate a successful academic program: includes software, paper, ink, etc. \$ 684.75

Miscellaneous Supplies (paper, file folders, etc.)	\$ 100.00
1 Tape to PC Conversion Machine	\$ 109.89
1 Wireless Printer	\$ 300.00
2 Keypads for Ipad Air	\$ 174.86

Non Capital Outlay Inventory Items up to \$499 \$5,000.00 \$ 6,169.25

(Software and peripherals to support and operate academic program)  
10 Apple Ipad Air \$6,169.25

23

<b>Account Number 5000</b>	<b>Services and Other Operating Expenses</b>	<b>Amount</b>	<b>\$ 5,959.00</b>
----------------------------	--	---------------	--------------------

**1. CONFERENCES AND FIELD TRIPS** **\$ 4,959**

Annual California Conference on \$ 882  
 American Indian Education. – Santa Rosa  
 Staff attend and present the highlights of the program.

Field Trip to Point Reyes National Seashore. \$ 1,020  
 This unique trip gives 14 students from rural mountain  
 areas an opportunity to learn about and experience  
 marine biology, ecology, geology, meteorology, Miwok  
 culture, native plants, and more.  
 Additionally, students participate in a cultural  
 exchange with students from West Marin School.

Annual CUE Conference – Palm Springs \$3,057  
 Staff to attend for technical training in the most  
 Up-to-date use of technology in the classroom.  
 All workshops focus on using technology with the  
 Common Core Curriculum.

**2. TRANSPORTATION (conferences, field trips, training)** **\$ 1,000**

Field Trip – Point Reyes National Seashore \$ 1,000

<b>Account Number 6000</b>	<b>Capital Outgo</b>	<b>Amount</b>	<b>\$ 0.00</b>
<b>Account Number 7000</b>	<b>Other Outgo</b> <b>INDIRECT COSTS @ 6.58%</b>	<b>Amount</b>	<b>\$ 5,498.00</b>

**TOTAL Allocation Requested for 2013-2014** **\$89,063**

24



**Budget Narrative for 2013/14**  
**The American Indian Early Childhood Education Program of Marysville**

The grant funds will be spent supporting American Indian students identified by the program in kindergarten through fourth grades at Yuba Feather and Dobbins Elementary Schools.

I will offer a pull-out for third and fourth graders, twice a week, one hour per grade level, for a total of two hours for each student, sixteen hours all together per week. My travel time will be about thirty minutes each way to Dobbins and about forty-five minutes each way to Yuba Feather.

We will serve kindergarten through second grade students with three instructional assistants, three hours each. Two of these assistants will serve 51 students at Yuba Feather Elementary School, the other 26 students at Dobbins Elementary. These assistants will work in classrooms during the core instructional morning hours.

I will use a set of iPad Air tablets, iPad keyboards and a wireless printer with the students.

I will use a cassette to PC converter to convert old curriculum from a filmstrip and cassette format to digital. Most of this curricula is no longer available, but still valuable for use.

I will take the fourth graders on a three-day field trip to Point Reyes in March. We will participate in a cultural exchange with students at West Marin School and visit them the first day of the trip. We will stay at a hostel, take the Earthquake Walk, and visit tide pools, Kule Loklo Village, the Drake's Bay Oyster Farm, the Kenneth Patrick Center, the Point Reyes Lighthouse, spend an evening at Limatour Beach and barbeque dinner there, and visit Tomales Bay's Hearts Beach. Much of the instruction I plan for the third and fourth graders is in preparation for this trip.

I plan to attend the CUE (Computer Using Educators) Conference in Palm Springs where this program, and my predecessor, have gained the most up-to-date instructional training in the past. One of my goals is to continue offering our students the latest technology in instruction and innovative ways to use it.

I also need to attend the Indian Education State Conference in Santa Rosa. It is important to connect with other educators in Indian Education and the greater Native community.

As has always been done in past years, I have included indirect costs.

Sincerely,



James L. Carpenter, Coordinator

American Indian Education Program of Marysville

25

Program Title: <b>AMERICAN INDIAN EARLY CHILDHOOD EDUCATION PROGRAM</b>	Agency
District Wide American Indian Advisory Committee	Address
Chairperson:	P.O. Box 1071, Oregon House 95962
Wayne Owen, Co-Chairperson <i>Wayne Owen</i>	
Chairperson:	
Margaret Littlejohn, Co-Chairperson <i>Margaret Littlejohn</i>	825 6th Street Marysville, Ca 95901
Vice-Chairperson	
Gwen Cochran, Vice Chairperson <i>Gwen Cochran</i>	1811 Sampson Marysville CA 95901
Co-Vice Chairperson	
Beverly Neal, Co-Vice Chairperson <i>Beverly Neal</i>	1663 Williamsburg Drive Yuba City Ca 95993

26

MARYSVILLE JOINT UNIFIED SCHOOL DISTRICT

Resolution 2013-14/17

**APPLE COMPUTER PRODUCTS/SERVICES/RELATED ITEMS**

**WHEREAS**, the Governing Board has the authority to purchase through another public agency if it is in the best interest of the district.

**BE IT RESOLVED** that the Governing Board of Marysville Joint Unified School District does declare it to be in the best interest of the district to purchase computer products, services, and related items, based on bid number P-13 13/14 awarded by Glendale Unified School District to Apple Computer, Inc.

**NOW, THEREFORE, BE IT FURTHER RESOLVED** that the Governing Board authorizes the district to accept and award purchase orders as needed for the procurement of Apple Computer products, services, and related items in accordance with the bid awarded by Glendale Unified School District to Apple Computer, Inc. including any extensions.

**APPROVED, PASSED, AND ADOPTED** by the Board of Trustees of the Marysville Joint Unified School District, Yuba County, State of California, on this 10<sup>th</sup> day of December 2013 by the following vote:

AYES:

NOES:

ABSENT:

ABSTAIN:

ATTEST:

---

Gay S. Todd, Superintendent  
*Secretary - Board of Trustees*

---

*President - Board of Trustees*



**Piggyback Consent Form ("Consent Form") to the  
Education/State & Local Government Purchase Agreement  
and  
Professional Services Agreement  
between  
Glendale Unified School District and Apple Inc. ("Apple")**

Name of Institution:	<u>Marysville Joint Unified School District</u>	Apple Inc.
Address:	<u>1919 B Street</u>	1 Infinite Loop
City, State, Zip:	<u>Marysville, CA 95901</u>	Cupertino, CA 95014

Dear Purchaser,

After an initial review, we have determined that you do not have a contract with Apple; however, you are an eligible purchaser under the Agreements identified below and attached to this Consent Form.

Name of Agreements	Education/State & Local Government Purchase Agreement and Professional Services Agreement
Agreement Number	Education/State & Local Government Purchase Agreement: 12987
Agreement Number	Professional Services Agreement: 335142
Bid Number	P-13 13/14
Purchaser	
Date of Agreements	10/31/13

Apple may process your current and future purchase orders under these Agreements, provided that you execute this Consent Form. If for some reason the Agreements are not attached to this Consent Form, please immediately request them prior to executing this Consent Form. Apple advises Purchaser to review all the terms and conditions of the Agreements prior to executing this Consent Form.

By executing this Consent Form, Purchaser agrees to be bound by the terms and conditions of the Agreements. Subject to the total aggregate liability caps in the Education/State & Local Government Purchase Agreement and the Professional Services Agreement, Purchaser agrees that you are responsible and liable for any purchases you make under the Agreements and for any of your actions or inactions pursuant to the terms and conditions of the Agreements.

This Consent Form will terminate on the termination date of the Agreements. Apple may terminate this Consent Form without cause upon thirty (30) days' written notice to Purchaser. Apple also may terminate this Consent Form immediately upon written notice to Purchaser, if Purchaser breaches any terms and conditions of the Agreements or this Consent Form.

Please complete and execute this Consent Form and fax the completed and executed Consent Form to Apple at 866-784-4004. This Consent Form must be executed by an officer of your institution who is duly authorized to bind your institution to the terms and conditions of these Agreements. Please note that if we do not receive this Consent Form, any pending purchase order will not be processed.

If you have any questions or comments regarding this Consent Form, please email [austincontracts@apple.com](mailto:austincontracts@apple.com).

Regards,  
Sales Contracts Management  
Apple Inc.

**PURCHASER**

\_\_\_\_\_  
Authorized Signature

\_\_\_\_\_  
Superintendent

\_\_\_\_\_  
Title

\_\_\_\_\_  
Gay S. Todd

\_\_\_\_\_  
Name

\_\_\_\_\_  
December 10, 2013

\_\_\_\_\_  
Date



## Education/State & Local Government Purchase Agreement

This Education/State & Local Government Purchase Agreement is made between Apple Inc., a California corporation located at 1 Infinite Loop, Cupertino, CA 95014 ("Apple") and:  
Institution Legal Name ("Purchaser"): Glendale Unified School District

Institution DBA (if different from Legal Name): \_\_\_\_\_

Address: 223 North Jackson Street

City, ST, Zip: Glendale, CA 91206

### 1. Definitions

A. "Agreement" means, collectively, this Education/State & Local Government Purchase Agreement, any addenda or amendments hereto that reference this Education Purchase Agreement and that are mutually executed by the parties, and any terms that are incorporated herein by specific reference, excluding the terms of any purchase orders.

B. "Apple Products" mean Services, hardware and software products manufactured, distributed or licensed under the Apple brand name that Purchaser has paid to acquire or has properly licensed from Apple for its own use, but excluding third party software and all other third party products. Apple Product consisting of software is referred to as "Apple Software".

C. "Limited Warranty" means and is limited to Apple's standard limited warranty that is set forth in the documentation that accompanies an Apple Product purchased under this Agreement.

D. "Products" mean, collectively, Services, Apple Products and other products that are sold or licensed by Apple to Purchaser for Purchaser's own use.

E. "Services" mean, collectively, the standard, price-listed service, support and/or training products sold under the Apple Inc. brand name that Purchaser has paid to acquire.

### 2. Purchases from Apple

A. **Limited Billing Service Account.** Apple will provide Purchaser a limited billing service account to use when placing service orders such as Customer Installable Parts (CIPs) and mail-in or on-site repairs. Purchaser may be asked to submit a purchase order when placing a service order. Purchaser acknowledges that Apple does not provide service CIP or repair pricing on an Apple price list; Apple will quote current pricing to Purchaser prior to processing any purchase order, and Purchaser will have the option to either accept or decline the quoted prices. In the event Purchaser accepts the quoted pricing, Apple will process the purchase order under the terms of this Agreement; should Purchaser decline the quoted prices, Apple will not process the purchase order.

B. **Price.** Prices shall be as set forth on the applicable Apple price list in effect on the date Purchaser's order is accepted by Apple. Apple reserves the right to accept or decline any order, in whole or in part. Apple may cancel any accepted order prior to shipment. Unless Purchaser notifies Apple otherwise, Apple may make partial shipments of Purchaser's orders. Apple will not be liable for any failure to ship complete orders. Purchaser will be invoiced separately for each partial shipment and will pay each invoice when due, without regard to subsequent deliveries. Apple will allocate its available inventory and make deliveries (including partial shipments) in its sole discretion and without liability to Purchaser. Prices include standard freight and Insurance

using an Apple-selected carrier. All applicable local sales or use taxes, duties and other imposts, if any, due on account of purchases hereunder shall be paid by Purchaser. Proof of tax exempt status must be on file at Apple's Support Center for any order to be treated as a tax-exempt transaction.

C. **Delivery.** Title and risk of loss to all Products will pass to Purchaser upon shipment from Apple's shipping location. For Products shipped pursuant to Apple's standard practices in all but the last week of every Apple fiscal quarter during the term of this Agreement, Apple will issue credits or replace Products returned due to damage in transit or that are lost in transit. For Products shipped pursuant to Apple's standard practices in the last week of every Apple fiscal quarter during the term of the Agreement, Apple will not issue credits or replace Products returned due to damage in transit or that are lost in transit. Instead, Apple will provide third-party insurance for damaged or lost Products with Purchaser named as the loss payee. When not shipping Products pursuant to Apple's standard practices but instead shipping via a carrier selected by Purchaser, Apple will not issue credits or replace Products returned due to damage in transit or that are lost in transit. Shipping charges for orders that are shipped under Purchaser's Instructions will be added to Apple's invoice, or shipped freight collect, at Apple's option.

D. **Payment.** Purchaser shall be invoiced upon shipment of Products and, provided Purchaser is qualified for credit with Apple, payment of such Invoice will be due no later than thirty (30) days from date of invoice. Apple will also charge for any fees due from Purchaser by regulation or statute, including, if applicable, fees due under the California Electronic Waste Recycling Act or similar statutes in other states. Apple reserves the right to change the Authorized Apple Price Lists and Purchaser's credit terms at any time. In addition to Apple's other rights in this Agreement, Apple reserves the right, without liability or obligation to Purchaser, to suspend deliveries in the event of a payment default.

### 3. Limited Warranty

A. The sole warranty for and Apple Product purchased hereunder shall be the Limited Warranty. Except for the Limited Warranty, all Apple Products are sold "as is" and without additional warranty or support from Apple.

B. All Products, other than Apple Products, are sold "as is" and without warranty or support from Apple, but may be accompanied by a manufacturer's warranty, as more particularly provided in the warranty documentation that accompanies such Products. Upon Purchaser's request, Apple will provide a copy of any manufacturer's warranty accompanying Products offered by Apple under this Agreement. Nothing in this Agreement shall be construed as obligating Apple to provide any warranty-related fulfillment or support for any Products, other than Apple Products.

29



C. EXCEPT FOR THE LIMITED WARRANTY, APPLE MAKES NO WARRANTIES, EITHER EXPRESS OR IMPLIED, WITH RESPECT TO THE PRODUCTS OR SERVICES, AND TO THE MAXIMUM EXTENT PROVIDED BY LAW, APPLE HEREBY DISCLAIMS SUCH WARRANTIES, INCLUDING BUT NOT LIMITED TO THE IMPLIED WARRANTIES OF MERCHANTABILITY AND FITNESS FOR A PARTICULAR PURPOSE.

APPLE PRODUCTS ARE NOT INTENDED OR SUITABLE FOR USE IN SITUATIONS OR ENVIRONMENTS WHERE THE FAILURE OR TIME DELAYS OF, OR ERRORS OR INACCURACIES IN, THE CONTENT, DATA OR INFORMATION PROVIDED BY APPLE PRODUCTS COULD LEAD TO DEATH, PERSONAL INJURY, OR SEVERE PHYSICAL OR ENVIRONMENTAL DAMAGE, INCLUDING WITHOUT LIMITATION THE OPERATION OF NUCLEAR FACILITIES, AIRCRAFT NAVIGATION OR COMMUNICATIONS SYSTEMS, AIR TRAFFIC CONTROL, LIFE SUPPORT OR WEAPONS SYSTEMS.

4. **Proprietary Rights.** Purchaser acknowledges that Products often contain not only hardware but also software, including but not limited to, operating systems and applications. Such software may be included in ROMs or other semiconductor chips embedded in hardware, or it may be contained separately on disks or on other media. Such software is proprietary, is copyrighted, and may also contain valuable trade secrets and is protected by patents. Purchaser, as an end user, is licensed to use any software contained in such Products, subject to the terms of the license accompanying the Products, if any, and the applicable patent, trademark, copyright, and other intellectual property, federal and state laws of the United States. Unless Purchaser has obtained Apple's prior written consent, Purchaser, in addition to any obligations or restrictions set forth in any license, which may accompany a Product, shall not copy the software. Purchaser shall not disassemble, decompile, reverse engineer, copy, modify, create derivative works thereof or otherwise change any of the software or its form.

#### 5. Right of Defense.

A. Subject to the exceptions set forth below and Purchaser's compliance with the notice and defense conditions in Section 5.8 below, Apple will defend any proceeding or action brought by a third party against Purchaser to the extent based on a claim that: (1) an Apple Product sold by Apple that Purchaser has paid to acquire infringes a U.S. patent, copyright, trademark or trade secret; or (2) personal injury or tangible property damage suffered by such third party was caused by Apple's gross negligence or willful misconduct during the course of Apple's performance of Services. Notwithstanding anything to the contrary, Apple is not liable for any claims or damages arising out of or related to: (a) any modification of any Apple Product(s), (b) any combination, operation or use of any Apple Product(s) with non-Apple branded Products or other non-Apple-provided programs, data or documentation, (c) Purchaser's violation of any import or export control requirements, regulations, and laws, (d) Purchaser's use or exportation of any Apple Product(s) into any countries identified on any U.S. Government embargoed countries list, (e) use of any Apple Software in a manner not authorized under the applicable Apple end user license agreement (the "EULA"), or (f) Purchaser's, its employees or subcontractors' negligence, acts or omissions. Subject to the foregoing exceptions, Apple's obligation to defend Purchaser against claims covered by 5.A(1) or 5.A(2) above is contingent on Purchaser's compliance with Section 5.8 below. THE FOREGOING CONSTITUTES PURCHASER'S SOLE AND

EXCLUSIVE REMEDY AND APPLE'S ENTIRE LIABILITY FOR ANY CLAIMS ARISING OUT OF OR RELATED TO THIS AGREEMENT.

B. **Notice and Defense Conditions.** Purchaser shall promptly notify Apple, in writing, of any claim, demand, proceeding or suit of which Purchaser becomes aware which may give rise to a right of defense pursuant to this section 5 ("Claim"). Notice of any Claim that is a legal proceeding, by suit or otherwise, must be provided to Apple within thirty (30) days of Purchaser's first learning of such proceeding. Notice must be in writing and include an offer to tender the defense of the Claim to Apple. Apple, if it accepts such tender, may take over sole control of the defense of the Claim. That control includes the right to take any and all actions deemed appropriate by Apple to completely and finally resolve the Claim by settlement or compromise. Upon Apple's acceptance of tender, Purchaser will cooperate with Apple with respect to such defense and settlement. If a Claim is settled and to the extent permitted by law, both parties will not publicize the settlement and will make every effort to ensure the settlement agreement contains a non-disclosure provision.

C. In the event of any actual or potential Claim, Apple will be entitled (but not obligated), at its sole option, to: (1) procure for Purchaser the right to continue use of the applicable Apple Product(s), (2) replace the applicable Apple Product(s), (3) modify the applicable Apple Product(s), or (4) refund the amount paid by Purchaser to Apple for the applicable Apple Product, less depreciation.

6. **Limitation of Liabilities and Remedies.** Notwithstanding anything to the contrary, except to the extent prohibited by applicable law, the maximum aggregate liability of Apple for any and all claims and damages arising out of or related to this Agreement, whether arising in contract, warranty, tort, strict liability, statute or otherwise, shall be limited to three hundred thousand U.S. dollars (\$300,000). IN NO EVENT SHALL APPLE BE LIABLE FOR INCIDENTAL, CONSEQUENTIAL, SPECIAL, INDIRECT DAMAGES (INCLUDING, WITHOUT LIMITATION, CLAIMS FOR LOST BUSINESS PROFITS OR REVENUE, LOSS OF DATA, INTERRUPTION IN USE, UNAVAILABILITY OF DATA, OR THE COST OF THE PROCUREMENT OF SUBSTITUTE GOODS OR SERVICES) OR FOR PUNITIVE OR EXEMPLARY DAMAGES, WHETHER AS A RESULT OR BREACH OF CONTRACT, WARRANTY, TORT, STRICT LIABILITY, STATUTE OR OTHERWISE. The remedies set forth in this Agreement shall be Purchaser's sole and exclusive remedies for any and all claims against Apple, its agents and subcontractors in connection with or related to this Agreement. The parties further agree that the liability cap set forth herein shall not be applied cumulatively or on a per claim basis and nothing shall be construed so as to enlarge that aggregate limit. THE PARTIES AGREE THAT THE ABOVE TERMS REPRESENT A FAIR ALLOCATION OF RISK BETWEEN THE PARTIES

WITHOUT WHICH THEY WOULD NOT HAVE ENTERED INTO THE AGREEMENT.

#### 7. Term and Termination

A. **Term; Termination.** Unless terminated earlier as provided in this Agreement, the initial term of this Agreement shall be from the date Apple signs it until the following March 31; and unless either party provides written notice of non-renewal to the other party not less than thirty (30) days before the expiration of any then-current term, this Agreement shall automatically renew for additional one (1) year periods. Either party may terminate this Agreement without cause upon thirty (30) days prior written notice.



Either party may terminate this Agreement upon thirty (30) days prior written notice if the other party is in material breach of this Agreement and has failed to cure such breach within thirty (30) days of the date of such notice.

**B. Effect of Termination.** The parties agree that upon any notice of termination of this Agreement: (i) the due date of all Apple invoices shall be accelerated so that they become immediately due and payable; (ii) Apple may refuse all or part of any purchase orders received by Apple pursuant to this Agreement after the date of notice of termination; and (iii) Purchaser will cease placing new orders.

**C. Survival.** All defined terms and the following provisions shall survive any termination of this Agreement: Sections 1, 2.D, 3-4, 5.C, 6, 7.B, 7.C and 8.

#### 8. General

**A. Governing Law.** If Purchaser is a public institution or agency, this Agreement will be governed and interpreted under the laws of the state in which Purchaser is located. If Purchaser is a private institution, this Agreement will be governed and interpreted under the laws of the State of California, without regard to its conflict of laws provisions (in the event that litigation commences, the parties agree that the venue shall be Santa Clara County, California).

**B. Severability.** If a court of competent jurisdiction holds that any provision of this Agreement is invalid or unenforceable, the remaining portions of this Agreement will remain in full force and effect, and the parties will replace the invalid or unenforceable provision with a valid and enforceable provision that achieves the original intent of the parties and economic effect of the Agreement.

**C. Waivers.** A party's waiver of any breach by the other party or failure to enforce a remedy will not be considered a waiver of subsequent breaches of the same or a different kind.

**D. Export Compliance.** This Agreement is subject to all laws, regulations, order or other limitations on the export and re-export of commodities, technical data and software. Purchaser agrees that it will not export, re-export, resell or transfer any export controlled commodity, technical data or software (1) in violation of such limitations imposed by the United States or any other appropriate nation government authority, or (2) to any country for which an export license

or other governmental approval is required at the time of export, without first obtaining all necessary licenses or other approvals, at Purchaser's sole cost and expense.

**E. Entire Agreement; Modifications.** This Agreement supersedes all previous agreements and representations of, between or on behalf of the parties concerning the subject matter. This Agreement contains all of Apple's and Purchaser's agreements, warranties, understandings, conditions, covenants, and representations concerning the subject matter. In the event of any conflict or inconsistency between the terms of this Agreement and any EULA, the terms of the EULA shall control solely as to the Apple Software covered by that EULA. Neither Apple nor Purchaser will be liable for any agreements, warranties, understandings, conditions, covenants, or representations not expressly set forth or referenced in this Agreement. Any different or additional provisions in purchase orders, invoices or similar documents issued by Purchaser at any time are hereby deemed refused by Apple and such refused provisions will be unenforceable. Except as otherwise provided in this Agreement, no modification to this Agreement will be binding unless in writing and signed by an authorized representative of each party.

**F. Counterparts.** This Agreement may be executed in one or more counterparts (including by facsimile), each of which when so executed shall be deemed to be an original and shall have the same force and effect as an original but such counterparts together shall constitute one and the same instrument.

**G. Force Majeure.** Neither party shall be liable for any delay or failure to meet its obligations (except for Purchaser's payment obligations) under this Agreement due to circumstances beyond its reasonable control, including but not limited to war, riot, insurrection, civil commotion, epidemics, labor strikes or lockouts, shortages, factory or other labor conditions, fire, flood, earthquake or storm. Notwithstanding, this provision shall not be construed to relieve Purchaser of its obligations to make payments to Apple pursuant to this Agreement.

**H. Authority.** Purchaser represents and warrants that it has all right, power and authority under applicable law to enter into and perform this Agreement and that the person signing below has the requisite legal authority to bind Purchaser to the terms of this Agreement.

The duly authorized representatives of the parties execute this Agreement as of the Effective Date.

Purchaser  
SIGNATURE: [Signature]  
PRINT NAME: Eva Rae Lueck  
TITLE: Chief Business & Financial Officer  
DATE: October 25, 2013

Apple Inc.  
SIGNATURE: [Signature]  
PRINT NAME: DAVID A. TAYLOR  
TITLE: SR. CONTRACT MANAGER  
DEPT: WW CONTRACTS  
EFFECTIVE DATE: 10/21/13





## Amendment to the Education/State & Local Government Purchase Agreement

This Amendment to the Education/State & Local Government Purchase Agreement ("Amendment") modifies the Education/State & Local Government Purchase Agreement ("Agreement"), dated on or about October \_\_\_\_, 2013 between Apple Inc., a California corporation located at 1 Infinite Loop, Cupertino, CA 95014 ("Apple") and:

Company Name ("Purchaser"): Glendale Unified School District  
Address: 223 North Jackson Street  
City, ST, Zip: Glendale, CA 91206

This Amendment entered into by the above-named parties amends the Agreement as follows:

### 1. Section 1, "Definitions"

The following Section 1.F, "Additional Eligible Purchasers," is added to the Agreement:

"(i) Eligible Purchasers include Purchaser and any school districts and their public or private not-for-profit school systems, Boards of Education, state universities and colleges, and community, vocational and technical colleges, state, county or city agency or department (including fire departments and libraries), special district, port authority, municipality, township, or Indian reservation in the State that Purchaser is located. Products purchased shall be for each of the Eligible Purchaser's own use in its facilities in the United States or in connection with educational purposes and shall not be purchased for the purpose of resale to another entity or individual. Apple reserves complete discretion in making eligibility determinations.

(ii) The Purchaser shall be responsible and be liable only for purchases made directly by it on its own purchase orders and shall not be liable for any purchases made by or acts of any other Eligible Purchaser purchasing under this Agreement."

### 2. Section 7.A, "Term and Termination"

Section 7.A, "Term and Termination" is deleted in its entirety and replaced with the following:

"7.A. Term; Termination. Unless terminated earlier as provided in this Agreement, the initial term of this Agreement shall be from the date Apple signs it until the following October 15, 2014; and unless either party provides written notice of non-renewal to the other party not less than thirty (30) days before the expiration of any then-current term, this Agreement may be renewed by mutual written consent of the parties for four (4) additional one (1) year periods through October 15, 2018. Either party may terminate this Agreement without cause upon thirty (30) days prior written notice. Either party may terminate this Agreement upon thirty (30) days prior written notice if the other party is in material breach of this Agreement and has failed to cure such breach within thirty (30) days of the date of such notice."

Unless specifically changed by this Amendment, the terms and conditions of the Agreement remain in full force and effect and apply to all transactions contemplated by this Amendment. In the event of a conflict between the provisions of the Agreement and provisions of this Amendment, the provisions of this Amendment will prevail.

The duly authorized representatives of the parties execute this Amendment as of the dates set forth below.

Purchaser  
SIGNATURE: [Signature]  
PRINT NAME: Eva Rae Lueck  
TITLE: Chief Business & Financial Officer  
DATE: October 25, 2013

Apple Inc.  
SIGNATURE: [Signature]  
PRINT NAME: DAVID L. TAN  
TITLE: Sr CONTRACTS manager  
DEPT: Sales Contracts Management  
EFFECTIVE DATE: 10/31/13





## Apple Professional Services Agreement

This Apple Professional Services Agreement ("Agreement") is made between Apple Inc., a California corporation located at 1 Infinite Loop, Cupertino, CA 95014 ("Apple") and:

Company Name ("Customer"): Glendale Unified School District

Address: 223 North Jackson Street

City, ST, Zip: Glendale, CA 91206

### 1. Definitions

A. "Agreement" means collectively this Apple Professional Services Agreement, any exhibits, addendums, amendments or additions, and any documents or materials incorporated by reference.

B. "Confidential Information" means confidential information disclosed by either party to the other, including but not limited to the terms and conditions of this Agreement, any non-public information relating to the other party's research, development, proprietary technology, product and marketing plans, finances, personnel, business opportunities, and pricing, but not including information that becomes public knowledge except to the extent made public in violation of this Agreement.

C. "Services" means the information technology consulting services that Customer acquires from Apple, as identified in a SOW.

D. "Statement of Work" or "SOW" means a uniquely numbered document detailing the Services that Customer will acquire from Apple, substantially in the format attached hereto as Exhibit A.

### 2. Services

#### A. Statement of Work

This Agreement shall serve as a master agreement for the acquisition of Services from Apple to Customer. It is agreed that when Services are to be performed, the parties shall prepare and execute a SOW. All Services to be performed by Apple shall be documented in a SOW. Each SOW shall set forth, at a minimum, a description of the Services, the duration of the Services, and the fees for the Services. By referencing the number and date of this Agreement, each SOW shall incorporate all terms contained herein. Apple shall have the right to accept or decline any proposed SOW.

#### B. Delivery and Acceptance

Apple shall make reasonable efforts to provide Services on a timely basis, subject to availability of qualified personnel and the difficulty and scope of the Services. However, Apple shall not be liable for its failure to do so, nor will it be in breach of this Agreement solely by reason of such failure. Apple may reassign and substitute personnel at anytime and may provide the same or similar Services to other customers. Services supplied by Apple under this Agreement are provided to assist Customer. Customer, not Apple, will be responsible for determining objectives. Services shall be deemed accepted, on date of delivery or upon conclusion of any agreed acceptance period stated in the SOW, if the Services substantially conform to their description.

### 3. Compensation

#### A. Fees and Expenses

In consideration of Services performed, Customer agrees to pay Apple the fees and expenses specified in the applicable SOW. If no fee is specified, Customer agrees to pay Apple's then current fee rate for each hour of Service performed. Customer may specify in each SOW an authorized limit of fees and expenses for which it shall pay for Services performed, and Apple agrees not to incur additional fees and expenses beyond the limits specified without prior written approval from Customer.

#### B. Invoicing

Provided Customer is eligible for Apple's credit terms; fees and expenses shall be invoiced after Services are performed on a monthly basis unless otherwise specified in the SOW. Fees due for fraction of hours shall be rounded up to the nearest whole number. Any overdue amounts shall be subject to a finance charge at the rate of 1.5% per month commencing on the date such amount becomes overdue, or the highest rate permitted by applicable law, whichever is lower. Customer will pay any tax Apple becomes obligated to pay by virtue of this Agreement exclusive of taxes based on the net income of Apple. Payment of fees and expenses shall be due thirty (30) days from date of Apple's invoice.

4. Confidentiality. Neither party will use the other's Confidential Information except as required to achieve the objectives of this Agreement, or will disclose such Confidential Information except to employees, agents or contractors who have a need to know or as required by law. Neither party will make any disclosure or statement of Confidential Information in connection with this Agreement or its subject matter without the other's prior written consent or as required by law.

5. Ownership. Any ideas, concepts, inventions, know-how, data-processing techniques, software or documentation developed by Apple personnel (alone or jointly with Customer) in connection with Services provided to Customer ("Apple Information") will be the exclusive property of Apple, except to the extent that such items are a derivative of Customer's property. Apple grants Customer a non-exclusive, royalty-free, non-transferable (without right to sublicense) license to use the software or other proprietary rights in Services developed under this Agreement. Apple may provide Customer with specific, customized or unique suggestions or information as part of the Services developed by Apple, which suggestions or information do not have application to other customers of Apple ("Customer-Owned Information"). Apple will identify all Customer-Owned Information and furnish that information to Customer subject to the qualifications set forth in this Agreement, and Customer will own all of Apple's right, title and interest in the Customer-Owned Information.

6. Warranty. Except as expressly represented otherwise in this Agreement, and to the extent not prohibited by law, all Services provided by or on behalf of Apple to Customer under this Agreement are furnished on an "AS-IS" basis, without warranty of any kind, whether express, implied, statutory or otherwise especially as to quality, reliability, timeliness, usefulness, sufficiency and accuracy. ALL IMPLIED WARRANTIES, INCLUDING WITHOUT LIMITATION ALL IMPLIED WARRANTIES OF CONDITION, MERCHANTABILITY AND FITNESS FOR A PARTICULAR PURPOSE ARE DISCLAIMED BY APPLE. NO ORAL OR WRITTEN INFORMATION PROVIDED BY APPLE SHALL CREATE A WARRANTY UNLESS INCORPORATED INTO THIS AGREEMENT.

7. Limitation of Liability and Remedies. IN NO EVENT, WHETHER AS A RESULT OF BREACH OF CONTRACT, WARRANTY, TORT, STRICT LIABILITY, STATUTE OR OTHERWISE, SHALL EITHER PARTY BE LIABLE TO THE OTHER FOR ANY CONSEQUENTIAL, INCIDENTAL, SPECIAL OR INDIRECT DAMAGES (INCLUDING LOST BUSINESS PROFITS, LOSS OF DATA, INTERRUPTION IN USE OR UNAVAILABILITY OF DATA) OR FOR PUNITIVE OR EXEMPLARY DAMAGES. IN THE EVENT THAT APPLE SHALL FAIL TO PROVIDE SERVICES IN ACCORDANCE WITH THIS AGREEMENT, APPLE'S



ENTIRE LIABILITY AND CUSTOMER'S EXCLUSIVE REMEDY SHALL BE FOR APPLE TO USE ITS REASONABLE EFFORTS TO REPERFORM THOSE SERVICES WITHIN A REASONABLE PERIOD OF TIME; PROVIDED, THAT IN THE EVENT APPLE IS UNABLE TO CORRECT ANY DEFAULT OR BREACH OF THIS AGREEMENT BY IT, APPLE MAY ELECT TO REFUND ALL PAYMENTS ACTUALLY RECEIVED BY IT FROM CUSTOMER FOR THE SERVICES IN QUESTION, IN FULL SATISFACTION OF APPLE'S OBLIGATIONS UNDER THIS AGREEMENT. THE SAID REPERFORMANCE OR REFUND SHALL CONSTITUTE APPLE'S ENTIRE LIABILITY AND CUSTOMER'S EXCLUSIVE REMEDY FOR SUCH DEFAULT OR BREACH. IN NO EVENT SHALL THE AGGREGATE LIABILITY FOR DAMAGES OF APPLE, ITS EMPLOYEES OR AGENTS, EXCEED THE AMOUNTS CUSTOMER ACTUALLY PAID TO APPLE FOR THE SERVICES AT ISSUE UNDER THIS AGREEMENT. TO THE EXTENT NOT PROHIBITED BY LAW, THE LIMITATIONS IN THIS SECTION SHALL APPLY TO PERSONAL INJURY LIABILITY.

**8. Indemnification.** Apple will defend or settle any claim against Customer that a Service delivered under this Agreement (collectively referred to as "Deliverables") infringes a United States patent, utility model, industrial design, copyright, mask work or trademark, provided Customer (i) promptly notifies Apple in writing of the claim, and (ii) cooperates with Apple in and grants Apple sole authority to control the defense and any related settlement. Apple will pay the cost of such defense and settlement and any costs and damages finally awarded against Customer. If such a claim is made or appears likely to be made, Apple may procure the right for Customer to continue using the Deliverable(s), may modify the Deliverable(s), or may replace it. If a court enjoins use of the Deliverable(s) or Apple determines that none of these alternatives is reasonably available, Apple will take back the Deliverable(s) and refund its value. Apple is not liable for any claim of infringement arising from Apple's compliance with any designs, specifications or instructions of Customer, modification of the Deliverable(s) by Customer or a third party, or use of the Deliverable(s) in a way not specified by Apple. These terms state the entire liability of Apple for claims of infringement by Deliverables supplied by Apple.

#### **9. Term and Termination**

##### **A. Term**

Unless terminated earlier as provided in this Agreement, the initial term of this Agreement shall be from the date Apple signs it until March 31, 2011; and unless either party provides written notice to the contrary to the other party not less than thirty (30) days before the expiration of any renewal term, this Agreement shall be renewed for additional one (1) year periods.

##### **B. Termination**

(i) Termination of Agreement. Either party may terminate this Agreement without cause upon thirty (30) days prior written notice. Either party may terminate this Agreement immediately in the event the other is in material breach of this Agreement. In the event notice is given terminating this Agreement, the due date of all Apple invoices shall be accelerated so that they become due and payable as of the date of notice of termination.

(ii) Termination of a SOW. If Apple is not in default of any of its obligations under a SOW, and the performance of Services is stopped through any wrongful act or neglect of Customer, or Customer fails to make payment to Apple when due, Apple may give written notice to Customer of its intent to terminate performance under a SOW or a portion thereof, specifying the grounds thereof. If the Customer fails within ten (10) days to cure the act or neglect specified or to make the payment identified therein as past due, Apple may then terminate performance of Services and recover payment from the Customer for all Services performed prior to the termination date. The Customer may, for its sole convenience, cancel a SOW in whole or in part, by giving Apple ten (10) days written notice

of its intention to do so. In the event of such cancellation, Apple shall be entitled to recover for all Services performed prior to the effective termination, together with its reasonable extra costs incurred by reason of the cancellation.

##### **C. Termination for Cause**

Either party may terminate a SOW immediately if the other party has (i) failed to cure any breach of this Agreement and/or the SOW within thirty (30) days of written notice from the non-breaching party, (ii) breached the terms of the section entitled "Confidentiality", or (iii) become insolvent, makes a general assignment for the benefit of creditors or becomes subject to any proceeding under any bankruptcy or insolvency law.

##### **D. Survivorship**

Those sections that by their nature survive expiration or termination of this Agreement will survive expiration or termination.

#### **10. General**

##### **A. Governing Law; Venue; Limitation of Claims**

This Agreement will be governed and interpreted under the laws of the State of California, without regard to its conflict of laws provisions. In the event of any dispute or controversy between the parties to this Agreement, the parties shall try to resolve the dispute in a fair and reasonable way. To that end, the parties shall first attempt to resolve such dispute or controversy through one senior management member of each party. If the parties' senior management members are unable to resolve such dispute or controversy within sixty (60) days after the complaining party's written notice to the other party of such dispute or controversy, the parties shall further seek to resolve the dispute or controversy pursuant to non-binding mediation conducted in either Santa Clara County or San Francisco, California. Each party shall bear its own expenses in connection with the mediation, except that Apple shall pay the fees and expenses of the mediator. If the parties are unable to resolve the dispute or controversy within sixty (60) days after commencing mediation, either party may commence litigation in the state or federal courts in Santa Clara County, California (but only such courts). Notwithstanding the foregoing, each party shall have the right to seek equitable relief in order to protect any rights to confidentiality or intellectual property. The parties hereby waive any bond requirements for obtaining equitable relief. To the extent permitted by law, EACH PARTY HERETO HEREBY IRREVOCABLY WAIVES ALL RIGHT OF TRIAL BY JURY IN ANY ACTION, PROCEEDING OR COUNTERCLAIM (WHETHER OR NOT RELATING TO OR ARISING OUT OF THIS AGREEMENT). ANY LITIGATION ARISING OUT OF ANY DISPUTE OR CONTROVERSY BETWEEN THE PARTIES TO THIS AGREEMENT MUST BE BROUGHT WITHIN ONE (1) YEAR FROM THE FIRST DATE SUCH ACTION COULD HAVE BEEN BROUGHT. IF A LONGER PERIOD IS PROVIDED BY STATUTE, THE PARTIES HEREBY EXPRESSLY WAIVE IT.

##### **B. Independent Contractor**

During performance of the Agreement, Apple shall be an independent contractor and not an agent of the Customer. Apple shall supervise the performance of its own services and shall have control of the manner and means by which the Services are performed, subject to compliance with the Agreement and any plans, specifications, schedules, or other items agreed to in a SOW.

##### **C. Non-Solicitation of Employees**

During the term of this Agreement, and for one (1) year thereafter, Customer shall not offer employment to, or employ, an employee or contractor of Apple directly involved in Services, or induce such employee or contractor to breach any employment agreement or services contract with Apple. This restriction shall not apply to a Customer making offers of employment through general public advertisements.

##### **D. Publicity**



In connection with Apple's promotion of its professional services, including but not limited to, referential listings of customers on its web site, Customer grants to Apple a worldwide non-exclusive royalty free license to publicly use Customer's name and trademark(s) in connection with informing others of Customer's utilization of such services. Apple agrees to make reasonable efforts to adhere to any trademark guidelines that Customer may wish Apple to adopt, as delivered in writing to Apple from time to time.

#### E. Force Majeure

Neither party shall be liable for any delay or failure to meet its obligations under this Agreement due to circumstances beyond its reasonable control, including but not limited to war, riot, insurrection, civil commotion, labor strikes or lockouts, shortages, factory or other labor conditions, fire, flood, earthquake or storm.

#### F. Notices

Any notice under this Agreement, must be in writing and will be deemed given upon the earlier of actual receipt or ten (10) days after being sent by first class mail, return receipt requested, to the address set forth below for Apple and to the address designated on this Agreement by Customer for receipt of notices, or as may be provided by the parties.

Apple Inc.  
Sales Contracts Management  
1 Infinite Loop, M/S 38-2CM  
Cupertino, CA 95014

Either party may give notice of its change of address for receipt of notices by giving notice in accordance with this section.

#### G. Assignment

Apple may use subcontractors to perform Services under this Agreement. Customer may not assign this Agreement without the written approval of Apple. Any attempt by Customer to assign without Apple's approval shall be deemed void.

#### H. Severability

If any provision of this Agreement should be held to be unenforceable or invalid for any reason, such unenforceability or invalidity shall not affect the enforceability or validity of the remaining provisions, and the parties will substitute for such provision an enforceable and valid provision, which most closely approximates the intent and economic effect of the unenforceable or invalid provision.

#### I. Entire Agreement

Apple and Customer acknowledge that this Agreement and any associated Statements of Work supersedes and extinguishes all previous agreements and representations of, between or on behalf of the parties with respect to its subject matter. This Agreement contains all of Apple's and Customer's agreements, warranties, understandings, conditions, covenants, and representations with respect to its subject matter. Neither Apple nor Customer will be liable for any agreements, warranties, understandings, conditions, covenants, or representations not expressly set forth or referenced in this Agreement. Apple is deemed to have refused any different or additional provisions in purchase orders, invoices or similar documents, unless Apple affirmatively accepts such provision in writing, and such refused provisions will be unenforceable.

#### J. Modifications

Except as otherwise provided in this Agreement, no modification to this Agreement will be binding unless in writing and signed by an authorized representative of each party.


#### K. Customer's Responsibilities and Representations

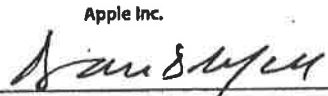
Customer shall provide Apple equipment, information, and facilities necessary to perform Services described in the SOW, unless agreed otherwise by the parties.

#### L. Counterparts

This Agreement may be executed in one or more counterparts (including by facsimile), each of which when so executed shall be deemed to be an original and shall have the same force and effect as an original but such counterparts together shall constitute one and the same instrument.

The duly authorized representatives of the parties execute this Agreement as of the dates set forth below.

Customer  
SIGNATURE:   
PRINT NAME: Eva Rae Lueck  
TITLE: Chief Business & Financial Officer  
DATE: October 25, 2013

Apple Inc.  
SIGNATURE:   
PRINT NAME: DAVID A. RYAN  
TITLE: SA. CONTRACTS & MANAGEMENT  
DEPT: Sales Contracts Management  
EFFECTIVE DATE: 10/31/13



## Amendment to the Apple Professional Services Agreement

This Amendment to the Apple Professional Services Agreement ("Amendment") modifies the Apple Professional Services Agreement ("Agreement"), dated on or about October \_\_\_\_, 2013 between Apple Inc., a California corporation located at 1 Infinite Loop, Cupertino, CA 95014 ("Apple") and:

Company Name ("Customer"): Glendale Unified School District  
Address: 223 North Jackson Street  
City, ST, Zip: Glendale, CA 91206

This Amendment entered into by the above-named parties amends the Agreement as follows:

### 1. Section 1, "Definitions"

The following Section 1.E, "Additional Eligible Purchasers," is added to the Agreement:

"(I) Eligible Purchasers include Purchaser and any school districts and their public or private not-for-profit school systems, Boards of Education, state universities and colleges, and community, vocational and technical colleges, state, county or city agency or department (including fire departments and libraries), special district, port authority, municipality, township, or Indian reservation in the State that Purchaser is located. Products and Services purchased shall be for each of the Eligible Purchaser's own use in its facilities in the United States or in connection with educational purposes and shall not be purchased for the purpose of resale to another entity or individual. Apple reserves complete discretion in making eligibility determinations.

(II) The Purchaser shall be responsible and be liable only for purchases made directly by it on its own purchase orders and shall not be liable for any purchases made by or acts of any other Eligible Purchaser purchasing under this Agreement."

### 2. Section 9.A, "Term and Termination"

Section 9.A, "Term and Termination" is deleted in its entirety and replaced with the following:

"9.A. Term; Termination. Unless terminated earlier as provided in this Agreement, the initial term of this Agreement shall be from the date Apple signs it until the following October 15, 2014; and unless either party provides written notice of non-renewal to the other party not less than thirty (30) days before the expiration of any then-current term, this Agreement may be renewed by mutual written consent of the parties for four (4) additional one (1) year periods through October 15, 2018. Either party may terminate this Agreement without cause upon thirty (30) days prior written notice. Either party may terminate this Agreement upon thirty (30) days prior written notice if the other party is in material breach of this Agreement and has failed to cure such breach within thirty (30) days of the date of such notice."

Unless specifically changed by this Amendment, the terms and conditions of the Agreement remain in full force and effect and apply to all transactions contemplated by this Amendment. In the event of a conflict between the provisions of the Agreement and provisions of this Amendment, the provisions of this Amendment will prevail.

The duly authorized representatives of the parties execute this Amendment as of the dates set forth below.

Customer  
SIGNATURE: [Signature]  
PRINT NAME: Eva Rae Lueck  
TITLE: Chief Business & Financial Officer  
DATE: October 25, 2013

Apple Inc.  
SIGNATURE: [Signature]  
PRINT NAME: DAVID AZAR  
TITLE: SALES CONTRACTS MANAGEMENT  
DEPT: Sales Contracts Management  
EFFECTIVE DATE: 10/31/13

MARYSVILLE JOINT UNIFIED SCHOOL DISTRICT

Resolution 2013-14/18

**PURCHASE FURNITURE AND ACCESSORIES THROUGH ANOTHER PUBLIC AGENCY**

**WHEREAS**, the Governing Board has the authority to purchase through another public agency if it is in the best interest of the district.

**BE IT RESOLVED** that the Governing Board of Marysville Joint Unified School District does declare it to be in the best interest of the district to purchase school furnishings, office furnishings, and accessories based on bid number P16 09/10 awarded by Glendale Unified School District on February 2, 2010 to various companies. The bid awards may be used through the term of the contracts including extensions if the district so chooses.

**NOW, THEREFORE, BE IT FURTHER RESOLVED** that the Governing Board authorizes the district to accept and award purchase orders as needed for the procurement of school furnishings, office furnishings, and accessories in accordance with the awards by Glendale Unified School District to various companies.

**APPROVED, PASSED, AND ADOPTED** by the Board of Trustees of the Marysville Joint Unified School District, Yuba County, State of California, on this 10<sup>th</sup> day of December 2013 by the following vote:

AYES:

NOES:

ABSENT:

ABSTAIN:

ATTEST:

---

Gay S. Todd, Superintendent  
*Secretary - Board of Trustees*

---

*President - Board of Trustees*

VENDOR	PRODUCT LINE
Amtab	All Amtab manufactured products, on behalf of its authorized dealer network
AOC Furniture	All AOC Furniture manufactured products, on behalf of its authorized dealer network
Barrett Robinson	Bid Direct
Claridge Products and Equipment, Inc	Claridge, Nelson Adams
Contrax Furnishings	Abco, American Seating, Berco, Biblmodel, Cherry Man Industries (partial), Comfortek, Cramer, Diversified Woodcrafts, Ergocraft (partial), Great Openings, Hadrian, Hale Library (partial), Haskell, Indiana Desk, Ironwood, I.S.E., James Edwards, J.S.I., Kencoat, KFI Seating (partial), Kodiak, Marsh, Marvel, Maxon (partial), Nova (partial), Office Master (partial), Office Source, Palmer Snyder, Paragon, Shain Solutions, Sisneros (partial), Sit on It, Systematix, Trendway, Wisconsin Bench, Zoom Seating (partial)
Culver-Newlin, Inc.	American Desk (partial), Amneon (partial), Artco-Bell (partial), C&H Equipment, Inc, Carpets for Kids (partial), Faustinos (partial), LSI, Maco Library Furniture, Office Master (partial)
Dave Bang Associates, Inc	Wabash Valley
Fleetwood Group	All Fleetwood Group manufactured products, on behalf of its authorized dealer network
Groupe Lacasse / United Chair	All La Casse and United Chair manufactured products, on behalf of its authorized dealer network
Hertz Furniture	Bid Direct
The HON Company	Bid Direct
Infinite Furniture Solutions	All Infinite Furniture Solutions, Royal Seating, and Texwood manufactured products, on behalf of its authorized dealer network
Interior Concepts	All Interior Concepts manufactured products, on behalf of its authorized dealer network
Jones-Campbell Co	Allsteel, Aurora, Bold, Campbell-Rhea, Community (partial), E.R.G., Ergocraft (partial), Fire King (partial), Gunlocke, Jasper Chair (partial), Jasper Library (partial), Jonticraft (partial), LA Steelcraft, Lencore, Luxor, Mayline, Mitchell Furniture Systems, National Public Seating, Nova (partial), Palmieri Furniture, Republic Steel (partial), Sauder, Schwab, Screenflex (partial), Surface Works, Track Seating, Ultra Play Systems (partial), Wilsonstak, 9 to 5 Seating
Krueger International, Inc	Bid Direct
Lyon Workspace Products	Bid Direct
M3, Inc	Cherry Man Industries (partial), Faustinos (partial), Fire King (partial), Fixtures Furniture, RFM – Seating, Sisneros (partial), Zoom Seating (partial)
Palmer Hamilton LLC	All Palmer Hamilton manufactured products, on behalf of its authorized dealer network
Scholarcraft Products	All Scholarcraft manufactured products, on behalf of its authorized dealer network
School Space Solutions	American Desk (partial), Amneon (partial), Artopex, Bretford, Carpets for Kids (partial), Community (partial), Eurotech, Global, Jasper Chair (partial), Jasper Library (partial), Jonticraft (partial), KFI Seating (partial), McDowell-Craig (partial), Mity-Lite, Phoenix Fire Files, Safco (partial), Tec Educational Furniture, Ultra Play Systems (partial), VS America (partial), Webcoat, Wow
School Specialty	Artco-Bell (partial), Carpets For Kids (partial), Childcraft, Classroom Select, Correll, Inc., Frey Scientific, Interior Systems, Inc., KFI Seating (partial), Maxon (partial), National Office, One2OneMate, Perpetual Enterprises, Republic Steel (partial), Safco (partial), Screenflex (partial), SSI Media Technologies, VS America (partial)
Shuttle System	All Shuttle System manufactured products, on behalf of its authorized dealer network
Sico America, Inc	All Sico America manufactured products, on behalf of its authorized dealer network
Sierra School Equipment Co.	Alumni, Biofit, Irwin Seating, Leonard Peterson
Smith System Mfg.	Bid Direct
Tesco Library Furniture	All Tesco manufactured products, on behalf of its authorized dealer network
Vanerum Stelter	All Vanerum Stelter manufactured products, on behalf of its authorized dealer network
Virco Mfg. Corporation	Bid Direct



---

# *The* FISCAL REPORT *an informational update*

---

Copyright © 2013 School Services of California, Inc.

Volume 33

For Publication Date: July 27, 2013

No. 15

## **Making Conservative Multiyear Projections**

The Governor's May Revision seems like it was a long time ago, and a lot has changed in the world of school finance since then. One thing that hasn't changed is the need for chief business officials and superintendents to make conservative, but credible, revenue projections for both the current year and two out years. Making those estimates is more difficult than ever and the consequences are more significant.

Under prior law, districts received changes in revenue that were relatively equal to one another, and we had a long history of how the state would fund education in both good and bad times. Today, the new system is untested and offers widely divergent revenues for districts. We see at least three varieties of risk that need to be considered in district revenue projections.

### **Economic Risk**

First, there is a continuation of the economic risk that all districts have faced in the past. That risk is likely to be ever-present in the California economy. If we look back over the past 20 years, we would see that the average increase in school district revenues has been a little over 3% over that long period of time. The highest increase was 10.3% in 2001, and the lowest a 12% cut over 2008-09 and 2009-10. So, including past and current year cost-of-living allowances, our economy during good times and bad has generated only a little more than 3% per year in new dollars.

Today, we find ourselves with a 22.272% deficit factor for revenue limits that disappears under the Local Control Funding Formula (LCFF), but nonetheless, is a factor in the Governor's planned targets. Based upon current economic projections, we would need to receive increases of 5% to 7% over a period of eight years in order to meet the Governor's goal. Will the economy that has provided 3% increases for 20 years really provide 5% to 7% increases for the next eight years?

Over that eight-year period, we will have four new Legislatures, at least one new Governor, a loss of \$6 billion in Proposition 30 revenues, and probably at least one or two recessions. We think that makes the economic risk high, and we think school districts need to be prepared for the next downturn as well as the next good year. Our own forecast is that state revenues look pretty solid in 2013-14 and 2014-15, but we are reserving judgment on years beyond that.

Bottom line: as much as we would like to see eight years of sunshine and happiness, we think we will see a bit of rain, and that represents risk.

### **Political Risk**

Political risk is not limited to changes in the faces occupying state offices. There is also, in our view, considerable risk that the state will, again, shift its focus away from education and toward some other state goal. Education competes with social programs, prisons, reduction of the "wall of debt," new water initiatives, the high-speed rail, and a variety of other alternative uses of state funding.

For 2013-14, the Governor was able to channel nearly all new money into education despite a strong push-back from the Legislature. How many years in a row will he be able to do that? One? Two? Eight? Given past experience, political priorities will change from time-to-time to reflect the "issue du jour," and, over

time, there will likely be other priorities that demand the state's attention. We think that when the Governor's education plan requires such a significant portion of future revenues for such a long period, it represents additional risk.

### **Process and Regulation Risk**

Finally, the LCFF is the biggest change in public education funding in more than 40 years. It is less than one month old and likely to be revised in many ways. We saw dramatic changes in both the Governor's and Legislature's proposals between the Governor's January Budget Proposals and the state's Enacted Budget in June. We think it is reasonable to assume that the law is not yet perfect and will likely change over time.

We also see that the task given to the State Board of Education (SBE) to sort out some of the most controversial and significant provisions of the law regarding the Local Control Accountability Plan will be difficult and time consuming. After all, the pendulum has swung widely from full local control in January, to very tight state control in May, to broad principles with the details to be decided by the SBE in the Enacted Budget. The topic of local control and the restrictions placed upon districts was not kicked to the SBE because it was easy. The SBE will need to deal with quite a number of volatile issues. Again, we believe this increases uncertainty and risk.

### **Multiyear Projections**

Multiyear projections remain the cornerstone of financial planning and long-term solvency. When we add a dollar in ongoing revenues in the first year, we improve the three-year projection by three dollars. Overly optimistic out-year projections create pressure to spend "projected" dollars now. We want to spend today's dollars on today's students, but not more than that. We do not want to borrow from the education of tomorrow's students.

Our planning recommendations have always reflected what we believe is a safe balance between current spending and future spending. That is as true under the LCFF as under the old revenue limits system. Our multiyear revenue projections provide full value for the dollars in the hand from year one, and a lower estimated value for the dollars remaining in the bush. As we have seen recently, there are years where there are no dollars and, in fact, no bush.

The test of any projection mechanism is how it stands the test of time. Our School Services of California, Inc., (SSC) Dartboard has stood the test of time, though it has been modified many times to meet changing conditions. We believe that districts that follow the guidance in our SSC Dartboard will continue to achieve better than satisfactory results.

### **Our Recommendations**

For the past 35 years, SSC has been providing planning guidance directly to school agencies. Our goal has been to provide guidance that is consistent, accurate, relevant, timely, and conservative. Given all the uncertainties of any new system, it is difficult to measure with precision all of the elements of risk. Nonetheless, we attempt to do so in our guidance.

We believe that point estimates lack the precision that is implied; rather, we prefer range estimates that leave room for professional judgment. The results of the guidance contained in our SSC Dartboard and the resultant calculations from our SSC Simulator are a detailed portrayal of revenues for each individual district in the state. We take into account the unduplicated student eligibility counts and the LCFF base, and supplemental and concentration grants to which the district is entitled.

To ensure that the range of our revenue estimates is conservative, we apply the LCFF calculations to two different numbers. We first give full credit for the amount appropriated in the 2013-14 Budget Act in the first year in both calculations. But in the out years, we present the Administration's calculation based upon our understanding of the total amount of growth toward target that the Department of Finance projects as a

40



planning factor. For 2013-14, this is displayed as the top of our range of revenue estimates. To establish the bottom of the range, we use an SSC-developed factor that is representative of the minimum amount we think the state would need to contribute in each year to at least maintain the overall purchasing power of the LCFF from one year to the next. These two calculations form the relevant range for planning.

Districts that budget according to the lower boundary have a high degree of confidence that, over the three-year period, revenues are likely to be provided as planned. Districts assume greater risk as they move from the lower boundary toward the upper boundary. For any given district, this additional risk may or may not be warranted. But the point is that there is definitely additional risk and the district should know that it is indeed assuming that risk. Your county office of education may also have an opinion about whether your district should assume that risk and what your backup plan might be.

### **Summary**

Beyond our specific recommendations for this year, we think the overarching purpose of our methodology is to protect districts from the next "bad year" for the State Budget. We think there will be a year, or perhaps years, where the state's ability or willingness to fund education is far below the amount necessary to maintain progress toward the goal.

As stated above, state revenue projections look good for the next year or so and our model may initially produce a projection that is lower than the amount of funding actually realized in the out years. But, over time, we believe that the margin of safety provided by our planning factors will serve public education agencies well.

**—Ron Bennett**

posted 07/19/2013

41

# 1<sup>st</sup> Interim Budget Report

## 2013-14

LOCAL CONTROL FUNDING FORMULA  
(LCFF)

**LCFF Calculator Instructions**  
**FIRST INTERIM OCTOBER 2013 V.14-3**

UPDATED WITH CHANGES IN SB97

10/28/2013

**All cells requiring data entry - on all worksheets - are colored light orange**

This calculator is designed for use with EITHER a District OR a Charter  
All LEAs enter data to the 2012-13 Awards tab and then choose either the District MYP Data Tab  
**OR** the Charter MYP Data tab. If the District has NSS schools or is a charter sponsor  
you may also need to use the District NSS tab and or the District In-Lieu Taxes tab

**I. 2012-13 AWARDS**

Once data entry is complete on this sheet, the only revisions needed will be to Revenue Limit  
data as it goes through the normal certification process:

The 2012-13 Revenue Limits and Charter General Purpose Block Grant will be  
certified as in the past at P2, Annual and then again at R1, R2 and R3

- 1 **Enter the 5-digit district or 7-digit charter school CDS Code and the District or Charter name  
will automatically populate**

The CDS Code is the district code for districts but for charters it is the school #.

- 2 **Select LEA Type - District or Charter from drop down  
THIS SELECTION DRIVES MANY OF THE CALCULATIONS!**

*Defaulted to District in distributed calculator*

- 3 District 2012-13 Revenue Limit Data and Charter School data will self-populate upon  
entering the CDS Code at #1. All data entry has been referenced to the Principal  
Apportionment Exhibits available on CDE's website by Exhibit Name and Line Number.  
Data elements will auto-fill using the values from 2012-13 P2 Certification.

**Use the manual adjustment column for any changes to your RL data at closing**

- 4 The Basic Aid 'Fair Share' reduction to be taken in 2013-14 will autofill based on CDS code  
The Basic Aid 'Fair Share' reduction taken in 2012-13 will autofill based on CDS code

- 5 2012-13 categorical award amounts self-populate upon entering the CDS Code at #1  
*The second column for 12-13 awards before the Section 12.42 cuts is used in  
calculating the Economic Recovery Target (ERT). The fields have been pre-filled with a  
formula to arrive at this amount.*

**MANUAL ADJUSTMENTS TO PRE-FILL AMOUNTS:**

*The final row in this section allows the user to enter an adjustment to either column*

*If you received Extreme Hardship Deferred Maintenance the ERT column will be overstated  
as Extreme Hardship was not reduced with Section 12.42 cuts.*

*If you are a Charter School the ERT column will be slightly overstated because the  
Economic Impact Aid portion of the Categorical Block Grant was not reduced by section 12.42  
and should therefore not be increased.*

*Before you take the time to calculate any manual adjustment for the second (ERT) column,  
enter all remaining data and review the calculator to see if the result includes an Economic  
Recovery Payment. If yes, calculate and enter the adjustment to the second (ERT) column.*

## IIA. DISTRICT MYP DATA WORKSHEET

### 1 Update COLA % as appropriate

*The calculator has been distributed with COLA as provided by the Department of Finance  
The DOF COLA projections align with the DOF estimated gap funding percentages.  
2013-14 1.57% 2014-15 1.87% 2015-16 1.99%*

### 2 Update the GAP funding percentage rate as appropriate

*The calculator has been distributed with the latest known factors from DOF  
2013-14 11.78% 2014-15 16.49% 2015-16 18.69%*

### 3 Enter Estimated Property Taxes including Miscellaneous and Redevelopment Funds

*The amount entered should be equivalent to that reported on Line A-6 of the Sch District  
Local Revenue Exhibit on CDE website- Local revenue subtotal*

### 4 Enter Enrollment and Unduplicated Counts

### 5 Enter P2\* ADA for years 2012-13 through 2015-16

#### 2012-13:

ADA for 2012-13 should be **only** District Regular (including NSS), Home & Hospital, and Special Day ADA. District ADA for Community Day, NPS, and NPS/LCI, and all ADA from COE operations is funded on current year only and should, therefore, be entered only in years 2013-14 through 2015-16.

#### 2013-14 through 2015-16

ADA for years 2013-14 through 2015-16 should be total estimated P2\* plus ADA funded under the NSS model and COE ADA

*The calculator will use the higher of current or prior year ADA as allowable for funding purposes*

*\* ADA will continue to be funded on P2 except for CDS, NPS, LCI, and Extended Year  
which are funded on Annual*

The California Department of Education is planning to collect ADA data as graded for all categories, beginning at **P-2** of 2013-14. The calculator allows entry of ADA that is currently reported as 'Ungraded' on **EITHER** a grade span basis **OR** as ungraded.

Any ADA entered as ungraded ADA will be distributed among grade spans in proportion to the ADA in the grade spans.

In 2013-14 if the district is funded on prior year ADA, ungraded ADA will be distributed among grade spans in proportion to the ADA in the grade spans.

It is our understanding that there may be an opportunity in the future to re-report 12-13 ADA by grade spans for ADA that was previously reported as ungraded.

ADA Entry has been referenced to the Attendance software

District Home & Hospital & SDC use P2, extended year use Annual

Enter ADA for these programs on EITHER the Ungraded line **OR** add to the regular ADA by grade span  
**ADA entered up to this point is measured for better of current or prior year**

District operated Community Day, NPS and NPS-LCI use Annual.

COE operations for SDC use P2; EY, NPS, NPS-LCI and CDS use Annual

Enter the ADA for these programs on EITHER the Ungraded line or add to the grade-span lines  
**These instructional settings are funded on current year ADA**

*NOTE: During the 2013-14 fiscal year, apportionments are following prior COE revenue limit transfer methodologies. The calculator does NOT subtract the COE Transfer from the LCFF Entitlement and district should be aware of the issue and account for a transfer of revenue in these situations.*

*While one way to approximate the net LCFF entitlement after COE Transfer would be to exclude COE ADA in the MYP Data Tab, this may distort the District's gap funding rate which would in turn distort the ongoing prior year gap funding rate - compounding an underestimate in the entitlement.*

**Enter Charter Shift ADA in the appropriate rows**

**SPECIAL INSTRUCTIONS ARE ON THEIR OWN TABS. IGNORE 'NSS' and 'In-Lieu Taxes' if not applicable  
GO STRAIGHT TO THE CALCULATOR TAB AND REVIEW THE RESULTS**

## IIB. CHARTER MYP DATA WORKSHEET

### 1 Update COLA % as appropriate

*The calculator has been distributed with COLA as provided by the Department of Finance  
The DOF COLA projections align with the DOF estimated gap funding percentages.  
2013-14 1.57% 2014-15 1.87% 2015-16 1.99%*

### 2 Update the GAP funding percentage rate as appropriate

*The calculator has been distributed with the latest known factors from DOF  
2013-14 11.78% 2014-15 16.49% 2015-16 18.69%*

### 3 Charter In-Lieu Tax

Ask your sponsoring district to provide you with this information as it must be calculated at the district level

### 4 Enter Enrollment and Unduplicated Counts

### 5 Enter Unduplicated % of District

*For concentration add-on funding, the calculator will use the lesser of the Charter unduplicated % and the unduplicated % of the district the charter is physically located in. If the charter school is located in more than one district, the district with the highest unduplicated percentage is used in the comparison. Charter schools will need to request the unduplicated % of the district or districts of physical location for purposes of determining the concentration add-on funding.*

### 6 Enter P2\* ADA for years 2012-13 through 2015-16

*The calculator will use current year ADA for funding purposes*

*\*ADA will continue to be funded on P2 except for CDS, NPS, LCI, and Extended Year which are funded on Annual*

The California Department of Education is planning to collect ADA data as graded for all categories, beginning at **P-2** of 2013-14. The calculator allows entry of ADA that is currently reported as 'Ungraded' on **EITHER** a grade span basis **OR** as ungraded.

ADA should be entered by grade span

Enter 'Ungraded' ADA as an aggregate number on its own row

*The calculator will distribute ungraded ADA proportionately to the grade spans*

## K-3 CLASS SIZE GRADE SPAN ADJUSTMENT - Meeting Condition of Apportionment

### 1 Enter the average class size for grades K-3 for each school site in the District

The K-3 GSA is conditioned on the District making adequate progress toward an average class size of 24 in grades K-3 at all School Sites, unless a collectively bargained alternative annual average class enrollment for each school site in those grades is agreed to by the school district.

Use the Class Size tab to help identify school sites that may be in danger of failing to make adequate progress.

Use the model area ringed in green to enter each school site. If any site fails to make adequate progress - as evidenced by the FAIL TO MEET PROGRESS row reading 'YES' - this site's data should be entered to the top section of the tab, ringed in purple, as this drives the apportionment condition

Adequate progress is impacted by the percentage of GAP the State can fund in any given year. The GAP percentages in the class size tab have been linked to the District or Charter MYP data tab but the percentages can be over-ridden - without impacting the remaining calculations in the calculator

*If the district fails to make adequate progress at any of its sites the district will not receive the K-3 LCFF Grade Span Adjustment. While this is a significant impact at full implementation, during the transition the lower base augmentation lowers the LCFF Target thereby reducing the gap between LCFF Floor funding and the LCFF Target, which in turn reduces the amount of current year AND ongoing gap funding the district will receive.*

## NECESSARY SMALL SCHOOLS

### 1 Enter ADA by grade span, FTE, and select funding method

Enter data for all years for all schools that qualify as NSS.

The calculator will default to the best funding option, NSS or LCFF, and NSS allowances.

however; the user can over-ride the default to select their own preferred funding method,

The calculations to compute total funding for all possible combinations of funding

selection for schools that qualify to be NSS funded are shown in columns R - AY.

The "best option" (combination that provides the maximum overall funding for the

district) will be indicated in the RESULTS area at the end of each fiscal year's comparison

section.

## DISTRICT IN-LIEU TAXES

### STEP 1 - Property taxes per ADA

#### i Enter estimated local property taxes (exclude Miscellaneous and Redevelopment Funds) for the current and two subsequent years

#### ii Enter total P2 ADA for each Charter sponsored by the District

*The calculator has been set up to accommodate up to six charter schools*

If property taxes per ADA are higher than the Statewide Average per ADA proceed to Step 2

### Step 2 - Statewide Average per ADA

*Step 2 is primarily relevant to Basic Aid Districts*

#### 2a Enter P2 ADA by grade level for each Charter

*The calculator will return the value of the Target Adjusted Base Grant*

*At full implementation the Statewide Average per ADA is the adjusted Base grant in the*

*Charter's Target grant (Grade span base plus grade span adjustment times ADA by grade span)*

#### 2b Enter the total LCFF Target for each Charter

**Enter the total LCFF Transition Entitlement for each Charter**

*The calculator will determine the ratio of the Target Adjusted Base Grant to the Total Target*

*This ratio is then multiplied by the Charter's LCFF Transition Entitlement to arrive at the In-lieu amount for each charter.*

*NOTE: This calculation can cause the Charter to receive 'excess taxes'. This area has been noted as an item needing further review.*

## III CALCULATOR TAB

### REVIEW RESULTS FOR REASONABILITY

Go to the Calculator tab and review the results for reasonability

*The results do not include all LCFF Sources:*

*For a comparison to total RL and Categorical sources you must subtract the COE Transfer*

*and add District of Choice and Charter Supplemental funding to the Calculator results*

*There is no data entry on this sheet. Protections allow formatting of rows and columns*

## GRAPH TAB

The Graphs tab is unprotected to allow you to add additional graphs to your preference

**1 Update the EPA percentage as appropriate**

For most school districts the calculation of the EPA amount does not impact estimated revenues - simply the source of those revenues and therefore the associated cash flow. This tab does not need to be completed to estimate LCFF funding.

The only data entry on the tab is to update the EPA percentage

*The calculator has been distributed with 21.389% as the factor for the 2012-13 year and 17.91987342% for the 2013-14 thru 2015-16 years per the 2013-14 Advance*

The calculation of the gross EPA entitlement has been based on the LEA's 2012-13 Revenue Limit/General Purpose Block Grant for all years presented.

**Summary of Funding**

This section contains a summary of a LEA's funding by major component; Floor, CY Gap Funding, ERT (if applicable), and Total Phase-In Entitlement.

**Components of LCFF by Object Code**

This section contains a summary of a LEA's funding by object code to assist with budgeting.

*This calculation is currently under review by CDE.*

**FUTURE DEVELOPMENT****PLEASE HELP US IMPROVE THIS TOOL**

If you experience any difficulty using this tool or have suggestions for improvement please contact the FCMAT Help Desk at [www.fcmat.org](http://www.fcmat.org). The ESSCO development team will continue to work closely with FCMAT during the transition of this calculator.

---

# 1<sup>st</sup> Interim Budget Report

## 2013-14

2013-14 Revenue Changes Between  
Adopted Budget and 1<sup>st</sup> Interim

And

Marysville Joint Unified School District  
(MJUSD)

Local Control Funding Formula (LCFF)  
Calculation



2013-14 REVENUE CHANGES BETWEEN ADOPTED BUDGET AND 1ST INTERIM										LCFF & UNRESTRICTED - GENERAL FUND		Updated 11/20/13 FINAL for 1st INTERIM	
SACS	Resource	Object Code	Program	Revenue	Revenue Limit	Budget Adoption	New Revenue Name	1st Interim *					
	0000	8011			EPA	\$ 26,800,241	Local Control Funding Formula	\$ 41,416,515					
	0000	8012			Property Taxes:	\$ 9,971,404	no change due to LCFF	\$ 8,432,590					
	0000	8021			Hopler	\$ 194,469	Hopler	\$ 198,459					
	0000	8022			Timber Tax	\$ 28,127	Timber Tax	\$ 30,922					12,623,120
	0000	8041			Secured	\$ 10,925,043	Secured	\$ 10,843,910					
	0000	8042			Unsecured	\$ 539,825	Unsecured	\$ 552,046					
	0000	8043			Prior Years	\$ 14,603	Prior Years	\$ 20,364					LCFF
	0	8044			None	\$ -	Supplemental	\$ (10,974)					
	0000	8045			ERAF	\$ 1,193,367	ERAF	\$ 988,393					
Subtotal REV LIM	0000	8091			SpEd Rev Lim Transfer	\$ 49,687,079	SpEd Rev Lim Transfer	\$ 62,472,225					less property tax
	0000	8092			PERS Reduction	\$ (2,147,690)	Eliminated by LCFF	\$ (2,147,690)					less EPA
	0000	8096			Transfer to Charters In Lieu	\$ (1,138,431)	Transfer to Charters In Lieu	\$ (1,023,786)					\$ 41,416,515
Total REV LIM						\$ 46,511,095		\$ 59,300,749					
	0000	8434			Class Size Reduction K-3	\$ 2,456,874	Eliminated by LCFF	\$ -					12,623,120.0
	0000	8590			Supplemental Hourly	\$ 447,382	Eliminated by LCFF	\$ -					\$ (1,023,786)
	0000	8590	1122		Continuation	\$ 643,659	Eliminated by LCFF	\$ -					\$ 11,599,334
	0000	8590	2901		Health	\$ 5,642	Eliminated by LCFF	\$ -					Property tax ded from LCFF
	0000	8590	5122		PhysEd Tchrr Incentive Program	\$ 234,811	Eliminated by LCFF	\$ -					
	0000	8590	5290		Counsel	\$ 267,934	Eliminated by LCFF	\$ -					
	0000	8590	5360		Instr Materials	\$ 533,025	Eliminated by LCFF	\$ -					
	0000	8590	5495		Peer Assist & Review	\$ 37,698	Eliminated by LCFF	\$ -					
	0000	8590	5205		School Safety	\$ 119,002	Eliminated by LCFF	\$ -					
	0000	8590	5230		Arts Grant	\$ 149,887	Eliminated by LCFF	\$ -					
	0000	8590	5250		CA HSEE	\$ 136,727	Eliminated by LCFF	\$ -					
	0000	8590	5325		GATE	\$ 69,558	Eliminated by LCFF	\$ -					
	0000	8590	5475		SIP K-6	\$ 660,593	Eliminated by LCFF	\$ -					
	0000	8590	5515		Math & Reading	\$ 36,074	Eliminated by LCFF	\$ -					7,173,570 State
	0001	8590	9110		Adult Ed	\$ 505,987	Eliminated by LCFF	\$ -					1,456,762 Transp (H to S and SpEd)
	0001	8590	9143		AE English	\$ 71,976	Eliminated by LCFF	\$ -					2,476,653 EIA (incl LEP)
	0001	8590	5125		ProDev Block Grant	\$ 446,859	Eliminated by LCFF	\$ -					11,105,985 Total State Aid eliminated
	0001	8590	9650		Def Maint	\$ 330,485	Eliminated by LCFF	\$ -					11,105,191 LCFF calculator says
	7230	8311			Transportation	\$ 7,173,570	Eliminated by LCFF	\$ 59,300,749					1,794 Difference
	7240	8311			SpEd Transportation	\$ 1,268,038	Eliminated by LCFF	\$ -					
						\$ 188,724	Eliminated by LCFF	\$ -					
	7090	8590	5298		EIA	\$ 55,141,427	Eliminated by LCFF	\$ 59,300,749					
	7091	8590	5295		EIA - LEP	\$ 1,750,095	Eliminated by LCFF	\$ -					
						\$ 728,558	Eliminated by LCFF	\$ -					
					DIFFERENCE	\$ 57,618,080		\$ 59,300,749					
						\$ 1,682,669		\$ 59,300,749					
						\$ 59,300,749							
Revenue changes outside LCFF:													
	0003	8980	5299		None	\$ -	Targeted Allocation (prev EIA)	\$ 2,365,738					(Amt included in \$59,300,749 above) RESOURCE 0003
	7405	8590			None	\$ -	Common Core	\$ 1,850,000					
	6230	8590			None	\$ -	Prop 39 Clean Energy	\$ 444,936					
	0000	8550			Mandated Cost Block Grant	\$ 417,554	Mandated Cost Block Grant	\$ 311,759					Reduction of \$105,795 from budget adoption
							EIA - C/O 12/13 to 13/14	\$ 465,677					C/O
							EIA - LEP C/O 12/13 to 13/14	\$ 277,807					C/O
* Based on State Budget adoption using the Local Control Funding Formula (LCFF)										Reviewed and Approved by:	Mark Allgire, Asst Supt	Date	

**2012-13 STATE FUNDING INCORPORATED INTO LCFF IN 2013-14**

District Name populates with CDS code

**Marysville Joint Unified**

**Enter Date:**

Select LEA Type from drop down

District

72/36

11/25/13

**2012-13 REVENUE LIMIT DATA**

Source: CDE 2012-13 P1 Exhibit (Update at P2, Annual, R1, R2 & R3)

Line	CDE Exhibit	School District	P2 Certification	Adjustments	12-13 RL DATA
A-3	Sch District Revenue Limit	Revenue Limit ADA	8,889.28	(131.42)	8,757.86
C-1	Sch District Revenue Limit	RL Subject to the Deficits	59,911,525	202	59,911,727
D-1	Sch District Revenue Limit	Unemployment Insurance	625,452	(127,694)	497,758
D-2	Sch District Revenue Limit	Longer Day/Year Penalty	-	-	-
D-3	Sch District Revenue Limit	Excess ROC/P Reserves Adjustment	-	-	-
D-4	Sch District Revenue Limit	PERS Adjustment	136,287	(234)	136,053
D-5	Sch District Revenue Limit	SFUSD PERS Adjustment	-	-	-
D-6	Sch District Revenue Limit	PERS Safety Adjustment	-	-	-
E-1	Sch District Revenue Limit	Total Revenue Limit	47,057,195	(782,792)	46,274,403
E-2	Sch District Revenue Limit	Local Revenue	12,030,953	(429,720)	11,601,233
E-3	Sch District Revenue Limit	Charter Sch Gen Purpose BG Offset	-	-	-
<b>Necessary Small Schools</b>					
A-1	Sch District Revenue Limit	Base Revenue Limit per ADA	6,712.87	-	6,712.87
A-2	Sch District Revenue Limit	Meals/BTSA Add-on per ADA	26.88	-	26.88
B-7	Sch District RL Calculations	Necessary Small School Add-on Amount	26.88	-	26.88
D-3	Sch District ADA	Funded NSS ADA	-	-	-
B-3	Sch District Revenue Limit	Allowance for Necessary Small School	-	-	-
<b>Charter School All Types</b>					
A-1	Charter Categorical Block Grant Funding - all types	Total Charter School ADA	-	-	-
<b>Charter School - COE, EHS &amp; SBC</b>					
A-13	Charter Block Grant	Total General Purpose Entitlement	-	-	-
B-5 EHS	Charter Block Grant	Adjusted Total	-	-	-
B-3 COE	Charter Block Grant	In Lieu of Property Taxes	-	-	-
<b>Charter School - Unified</b>					
D-1	Charter Block Grant	Total General Purpose Entitlement	-	-	-
E-5	Charter Block Grant	Adjusted Total In Lieu of Property Taxes	-	-	-
<b>State Aid for Revenue Limit/Charter General Purpose Block Grant</b>			<b>34,673,170</b>		

**Floor Funding per ADA**

	District	Charter
12-13 Deficit RL / Charter Gen.Purpose	46,568,187	-
Less: 12-13 deficit NSS Allowance	-	-
12-13 Other RL Items (UI, PERS adj., etc.)	361,705	-
Subtotal	46,929,892	-
12-13 ADA	8,757.86	-
<b>Floor Funding per ADA</b>	<b>5,358.60</b>	<b>-</b>

**Economic Recovery Target (ERT) rates**

12-13 Undeficit RL / Charter Gen.Purpose	60,273,432	-
12-13 ADA	8,757.86	-
12-13 Undeficit rate per ADA	6,882.21	-
X 13-14 COLA	1.0157	-
X 1.94% COLA for 14-15 thru 20-21	1.143964124	-
<b>ERT General Purpose Funding / ADA</b>	<b>7,996.61</b>	<b>-</b>

**BASIC AID DISTRICTS FAIR SHARE CALCULATION**

	8.92%
2012-13 Undeficit RL Multiplied by 8.92%	-
2012-13 Excess Property Tax	-
<b>Fair Share Reduction as limited by ceiling of Excess Tax &amp; or Categoricals</b>	<b>-</b>
Fair Share	-
Fair Share per CDE advance apportionment	-
CDE Schedule Re-Certified June 2013	2011-12 Fair Share taken in 2012-13

**Notes Column**

Use the Adjustments column to update the data to 12-13 Close 12-13 Form K-12 dated 8-21-13

12-13 Form K-12 dated 8-21-13

12-13 Form K-12 dated 8-21-13  
E-1 = (127,694)+(234)+(655,489)  
655,489 is COE trsf

FINAL for 1st Interim 13/14  
Finalized 11/21/13

Form K-12 at YrEnd 12-13 =  
34,673,170

Limited by Categoricals to prevent ne

**2012-13 STATE FUNDING INCORPORATED INTO LCFF IN 2013-14**

District Name populates with CDS code

**Marysville Joint Unified**

**Enter Date:**

Select LEA Type from drop down

District

72736

11/25/13

**CATEGORICAL FUNDING REPEALED WITH LCFF**

PCA	Fund	Title	2012-13 Award	Before Sec 12.42 Reduction
24390	6110-144-0001	Administrator Training Program	19,397	24,198
23434	6110-156-0001	Adult Education	506,039	631,286
23900	6110-240-0001	Advanced Placement Int Bac	-	-
24807	6110-265-0001	Arts & Music Block Grant	149,887	186,985
		Bilingual Teacher Training		
		& Reader Services for the Blind		
23786	6110-193-0001	& Teacher Peer Review	37,698	47,028
	6360-101-0001	BTS	-	-
24120	6110-242-0001	CA Assoc Student Councils	-	-
24732	6110-204-0001	CA High School Exit Exam	136,727	170,568
24000	6110-198-0001	CalSAFE	-	-
24918	6110-227-0001	CBET	71,976	89,790
24856	6110-267-0001	Certificated Staff Mentoring	-	-
23721	6110-211-0001	Charter School Categorical BG	-	-
24879	6110-268-0001	Child Oral Health Assessments	5,642	7,038
24122	6110-208-0001	Civic Education	-	-
23498	6110-232-0001	Class Size Reduction (9th grade)	-	-
23141	6110-190-0001	Community Day Schools	-	-
10127	Added at May Revise	CDS Mandatorily Expelled	-	-
23695	6110-188-0001	Deferred Maintenance	325,803	406,441
23654	6110-128-0001	Economic Impact Aid	2,438,918	2,438,918
23975	6110-181-0001	Educational Tech CTAP	-	-
23856	6110-124-0001	Gifted & Talented	69,558	86,774
		Home to School Transportation		
23366	6110-111-0001	& Sm School Bus Replacement	1,456,762	1,817,318
24418	6110-189-0001	Inst Materials Block Grant	533,025	664,951
	6110-682-0001	K-3CSR 12-13	2,456,874	2,456,874
24389	6110-137-0001	Math & Reading Prof Development	78,161	97,506
24042	6110-195-0001	Natl Board Certification Incentive	-	-
25154	6110-212-0001	New Charter Categorical BG	-	-
24806	6110-260-0001	PE Teacher Incentive Grants	234,812	292,929
24716	6110-245-0001	Prof Development BG	446,859	557,459
24715	6110-243-0001	Pupil Retention BG	643,659	802,968
	6110-105-0001	Regional Occupational Programs	-	-
24718	6110-247-0001	Sch & Library Improvement BG	660,593	824,093
	6110-248-0001	Sch Safety Consolidated Competitive	-	-
23718	6110-228-0001	School Safety Block Grant	119,002	148,456
24456	6110-104-0001	Supplemental Instruction	445,865	556,219
24805, 250	6110-108-0001	Supplemental Sch Counseling	267,934	334,249
24717	6110-246-0001	Targeted Instructional Improvement	-	-
24713	6110-244-0001	Teacher Credentialling BG	-	-
23151	6110-209-0001	Teacher Dismissal Apportionment	-	-

*If you received hardship reduce color*

MANUAL ADJUSTMENTS TO PRE-FILL AMOUNTS

**Total Categorical Program Funding incorporated into LCFF**

11,105,191

**Total Categorical Program Funding before Section 12.42 reduction**

12,642,048

**Categorical funding per ADA incorporated into ERT**

1,443.51

**TOTAL STATE AID**

District  
45,778,361

Charter  
-

**TOTAL ENTITLEMENT IN 2012-13 (RL/BG + CATEGORICALS LESS FAIR SHARE)**

57,379,594

-

**TOTAL 2012-13 ENTITLEMENT PER ADA**

6,552

**School District Data Elements required to calculate the LCFF  
for 2013-14 through 2015/16**

Marysville Joint Unified

11/25/13

	2013/14	2014/15	2015/16
<b>COLA</b>	1.57%	1.93%	2.43%
<b>GAP Funding rate</b>	11.78%	4.36%	5.47%
Estimated Property Taxes	12,623,120	12,623,120	12,623,120
Less In-Lieu transfer	(1,023,786)	(1,023,786)	(1,023,786)
Total Local Revenue	11,599,334	11,599,334	11,599,334
<b>Statewide 90th percentile rate</b>	14,500	14,500	14,500

**ENROLLMENT AND UNDUPLICATED COUNT**

	Enrollment	Unduplicated Count	Unduplicated %	
2013-14	9,119	7,033	77.12%	1 yr average
2014-15	9,119	7,033	77.12%	2 yr average
2015-16	9,119	7,033	77.12%	3 yr average
2016-17	9,119	7,033	77.12%	3 yr rolling avg
2017-18	9,119	7,033	77.12%	3 yr rolling avg

**AVERAGE DAILY ATTENDANCE (ADA)**

Enter ADA. Calculator will use greater of current or prior year ADA.

Enter Regular ADA by grade span. Enter 'Ungraded' ADA EITHER by grade span OR on the Ungraded rows

ADA	ADA to use:	2012-13	2013-14	2014-15	2015-16
Grades K-3		3,118.00	3,118.00	3,118.00	3,118.00
Grades 4-6	P-2	1,966.00	1,966.00	1,966.00	1,966.00
Grades 7-8	(Annual for SDC	1,103.00	1,103.00	1,103.00	1,103.00
Grades 9-12	ext. year)	2,149.00	2,149.00	2,149.00	2,149.00
graded (enter here OR in spans above)		409.42	409.42	409.42	409.42

NPS, NPS-LCI, CDS:

K-3				
4-6				
7-8	Annual			
9-12				
Ungraded (enter here OR in spans above)		12.43	12.43	12.43

COE operated (Community School, Special Ed):

K-3				
4-6				
7-8	P-2 / Annual			
9-12				
Ungraded (enter here OR in spans above)		-	-	-

TOTAL

8,757.85      8,757.85      8,757.85

**CHARTER SHIFT ADA**

PY P-2 ADA of pupils in charter CY/non-charter PY:

	2013-14	2014-15	2015-16
Grades K-3			
Grades 4-6			
Grades 7-8			
Grades 9-12			
Ungraded (enter here OR in spans above)	-	-	-

PY P-2 ADA of pupils in non-charter CY/charter PY:

Grades K-3			
Grades 4-6			
Grades 7-8			
Grades 9-12			
Ungraded (enter here OR in spans above)	-	-	-

Difference (if diff. < 0, no adj. to PY ADA)

-      -      -

**School District Data Elements required to calculate the LCFF  
for 2013-14 through 2015/16  
Marysville Joint Unified**

11/25/13

**LCFF ADA**

Calculator will use greater of current or prior year ADA where appropriate

Grade Span	2012-13 P2	2013-14 P2	2013-14			Total
			Funded NSS ADA	NPS, CDS, & COE operated	Distributed (Ungraded)	
Grades K-3	3,118.00	3,118.00	-	-	157.79	3,275.79
Grades 4-6	1,966.00	1,966.00	-	-	99.49	2,065.49
Grades 7-8	1,103.00	1,103.00	-	-	55.82	1,158.82
Grades 9-12	2,149.00	2,149.00	-	-	108.75	2,257.75
Ungr.Charter Shift	-	-	-	-	-	-
Ungraded	409.42	409.42	-	-	-	-
<b>SUBTOTAL</b>	<b>8,745.42</b>	<b>8,745.42</b>	-	-	-	-

Declining or Increasing ADA      No Change  
Ungraded CY funded      12.43  
NSS      -

<b>TOTAL ADA</b>	<b>8,745.42</b>	<b>8,757.85</b>	-	-	421.85	<b>8,757.85</b>
------------------	-----------------	-----------------	---	---	--------	-----------------

Grade Span	2013-14 P2	2014-15 P2	2014-15			Total
			Funded NSS ADA	NPS, CDS, & COE operated	Distributed (Ungraded)	
Grades K-3	3,118.00	3,118.00	-	-	157.79	3,275.79
Grades 4-6	1,966.00	1,966.00	-	-	99.49	2,065.49
Grades 7-8	1,103.00	1,103.00	-	-	55.82	1,158.82
Grades 9-12	2,149.00	2,149.00	-	-	108.75	2,257.75
Ungr.Charter Shift	-	-	-	-	-	-
Ungraded	409.42	409.42	-	-	-	-
<b>SUBTOTAL</b>	<b>8,745.42</b>	<b>8,745.42</b>	-	-	-	-

Declining or Increasing ADA      No Change  
Ungraded CY funded      12.43  
NSS      -

<b>TOTAL ADA</b>	<b>8,745.42</b>	<b>8,757.85</b>	-	-	421.85	<b>8,757.85</b>
------------------	-----------------	-----------------	---	---	--------	-----------------

Grade Span	2014-15 P2	2015-16 P2	2015-16			Total
			Funded NSS ADA	NPS, CDS, & COE operated	Distributed (Ungraded)	
Grades K-3	3,118.00	3,118.00	-	-	157.79	3,275.79
Grades 4-6	1,966.00	1,966.00	-	-	99.49	2,065.49
Grades 7-8	1,103.00	1,103.00	-	-	55.82	1,158.82
Grades 9-12	2,149.00	2,149.00	-	-	108.75	2,257.75
Ungr.Charter Shift	-	-	-	-	-	-
Ungraded	409.42	409.42	-	-	-	-
<b>SUBTOTAL</b>	<b>8,745.42</b>	<b>8,745.42</b>	-	-	-	-

Declining or Increasing ADA      No Change  
Ungraded CY funded      12.43  
NSS      -

<b>TOTAL ADA</b>	<b>8,745.42</b>	<b>8,757.85</b>	-	-	421.85	<b>8,757.85</b>
------------------	-----------------	-----------------	---	---	--------	-----------------

**CHARTER IN-LIEU PROPERTY TAX TRANSFER**

In Lieu is calculated on the lesser of property taxes per ADA or the statewide average per ADA

**1. Property taxes per ADA x Charter ADA**

Enter property taxes excluding RDA revenues

Enter Charter Name &amp; P2 ADA for all Charters

	2013/14		2014/15		2015/16	
Local Property Taxes	12,623,120		12,623,120		12,623,120	
District LCFF ADA	8,757.85		8,757.85		8,757.85	
Charter #1	358.85	475,279	358.85	475,279	358.85	475,279
Charter #2	122.50	162,245	122.50	162,245	122.50	162,245
Charter #3	95.48	126,458	95.48	126,458	95.48	126,458
Charter #4	195.68	259,168	195.68	259,168	195.68	259,168
Charter #5	0.48	636	0.48	636	0.48	636
Charter #6	-	-	-	-	-	-
Total All ADA	9,530.84		9,530.84		9,530.84	
Property taxes per ADA	1,324		1,324		1,324	
Taxes per ADA x Charter ADA		1,023,786		1,023,786		1,023,786

**2a. Statewide average per ADA x Charter ADA (Usually applicable to Basic Aid Districts)**

Upon implementation of LCFF the Statewide average is the LCFF Target Base &amp; grade span adjustment (GSA)

	2013/14	2014/15	2015/16
Grade Level	Base + GSA	Base + GSA	Base + GSA
Grades K-3	7,675	7,823	8,013
Grades 4-6	7,056	7,192	7,367
Grades 7-8	7,266	7,406	7,586
Grades 9-12	8,638	8,804	9,019

Enter ADA by grade level for each Charter School sponsored by the District by grade level

Charter #1			2013/14		2014/15		2015/16	
Grade Level	ADA	Total	ADA	Total	ADA	Total	ADA	Total
Grades K-3	-	-	-	-	-	-	-	-
Grades 4-6	-	-	-	-	-	-	-	-
Grades 7-8	-	-	-	-	-	-	-	-
Grades 9-12	-	-	-	-	-	-	-	-
Statewide Average Base x ADA		-	-		-		-	
Charter #2			2013/14		2014/15		2015/16	
Grade Level	ADA	Total	ADA	Total	ADA	Total	ADA	Total
Grades K-3	-	-	-	-	-	-	-	-
Grades 4-6	-	-	-	-	-	-	-	-
Grades 7-8	-	-	-	-	-	-	-	-
Grades 9-12	-	-	-	-	-	-	-	-
Statewide Average Base x ADA		-	-		-		-	
Charter #3			2013/14		2014/15		2015/16	
Grade Level	ADA	Total	ADA	Total	ADA	Total	ADA	Total
Grades K-3	-	-	-	-	-	-	-	-
Grades 4-6	-	-	-	-	-	-	-	-
Grades 7-8	-	-	-	-	-	-	-	-
Grades 9-12	-	-	-	-	-	-	-	-
Statewide Average Base x ADA		-	-		-		-	

Charter #4	2013/14		2014/15		2015/16	
Grade Level	ADA	Total	ADA	Total	ADA	Total
Grades K-3	-	-	-	-	-	-
Grades 4-6	-	-	-	-	-	-
Grades 7-8	-	-	-	-	-	-
Grades 9-12	-	-	-	-	-	-
Statewide Average Base x ADA	-	-	-	-	-	-

Charter #5	2013/14		2014/15		2015/16	
Grade Level	ADA	Total	ADA	Total	ADA	Total
Grades K-3	-	-	-	-	-	-
Grades 4-6	-	-	-	-	-	-
Grades 7-8	-	-	-	-	-	-
Grades 9-12	-	-	-	-	-	-
Statewide Average Base x ADA	-	-	-	-	-	-

Charter #6	2013/14		2014/15		2015/16	
Grade Level	ADA	Total	ADA	Total	ADA	Total
Grades K-3	-	-	-	-	-	-
Grades 4-6	-	-	-	-	-	-
Grades 7-8	-	-	-	-	-	-
Grades 9-12	-	-	-	-	-	-
Statewide Average Base x ADA	-	-	-	-	-	-

Total Statewide Average all Charters - - -

**LESSER OF PER/ADA or STATEWIDE AVG 1,023,786 1,023,786 1,023,786**

## 2b. Statewide Average per ADA x Charter ADA during implementation of LCFF

Until Charter has transitioned to full LCFF funding, the 'Base Grant' used in 2a will be the CY LCFF Transition Entitlement

Enter each Charter's funding as calculated using this tool - one spread sheet each Charter

		2013/14	2014/15	2015/16
Charter #1	LCFF TARGET	-	-	-
Charter #2	LCFF TARGET	-	-	-
Charter #3	LCFF TARGET	-	-	-
Charter #4	LCFF TARGET	-	-	-
Charter #5	LCFF TARGET	-	-	-
Charter #6	LCFF TARGET	-	-	-
Total Charter LCFF TARGET		-	-	-

Charter #1	LCFF TRANSITION	-	-	-
Charter #2	LCFF TRANSITION	-	-	-
Charter #3	LCFF TRANSITION	-	-	-
Charter #4	LCFF TRANSITION	-	-	-
Charter #5	LCFF TRANSITION	-	-	-
Charter #6	LCFF TRANSITION	-	-	-
Total Charter LCFF TRANSITION		-	-	-

Calculate ratio of LCFF Target Base Grant including grade-span adjustment (GSA) to the Total LCFF Target Grant and multiply by LCFF Transition Entitlement

		2013/14	2014/15	2015/16
Charter #1	0.0%	-	0.0%	-
Charter #2	0.0%	-	0.0%	-
Charter #3	0.0%	-	0.0%	-
Charter #4	0.0%	-	0.0%	-
Charter #5	0.0%	-	0.0%	-
Charter #6	0.0%	-	0.0%	-

Transition In-Lieu taxes - - -

**SER OF TAX PER ADA OR STATEWIDE AVG 1,023,786 55 1,023,786 1,023,786**

## LOCAL CONTROL FUNDING FORMULA

## LOCAL CONTROL FUNDING FORMULA

CALCULATE LCFF TARGET										COLA 1.570% 77.12% 2013/14					COLA 1.930% 77.12% 2014/15					COLA 2.430% 77.12% 2015/16				
Unduplicated as % of Enrollment										2 yr average					3 yr average					3 yr average				
ADA	Base	Gr Span	Supp	Concen	TARGET	ADA	Base	Gr Span	Supp	Concen	TARGET	ADA	Base	Gr Span	Supp	Concen	TARGET	ADA	Base	Gr Span	Supp	Concen	TARGET	
Grades K-3	3,275.79	6,952	723	1,184	849	31,801,369	3,275.79	7,086	737	1,207	865	32,413,942	3,275.79	7,258	755	1,236	886	33,200,132	2,065.49	7,056				19,246,236
Grades 4-6	2,065.49	7,056		1,088	781	18,434,498	2,065.49	7,192		1,109	796	18,789,763	2,065.49	7,367		1,136	815	19,246,236	1,158.82	7,266				11,118,878
Grades 7-8	1,158.82			1,121	804	10,650,715	1,158.82	7,406		1,142	819	10,854,667	1,158.82	7,586		1,170	839	11,118,878	2,257.75	8,419	219			25,756,412
Grades 9-12	2,257.75			1,332	956	24,668,177	2,257.75	8,581		1,358	974	25,142,304	2,257.75	8,790	229	1,391	998	25,756,412						
Subtract NSS																								
NSS Allowance																								
TOTAL BASE	8,757.85	64,775,372	2,862,843	10,432,148	7,484,394	85,554,759	8,757.85	66,023,226	2,917,735	10,633,904	7,625,811	87,700,676	8,757.85	67,628,581	2,990,246	10,891,622	7,811,209	89,321,657						
Targeted Instructional Improvement																								
Transportation						1,456,762						1,456,762						1,456,762						
LOCAL CONTROL FUNDING FORMULA (LCFF) TARGET						87,011,521						88,657,438						90,778,419						
CALCULATE ECONOMIC RECOVERY TARGET										2013/14					2020/21									
Revenue Limit per ADA inflated to 2020/21										6,990.26					7,996.61									
Charter General Purpose BG/ADA inflated to 2020/21																								
Categorical Base per ADA										1,443.51					1,443.51									
Total Economic Recovery Target per ADA										8,433.77					9,440.12									
Statewide 90 <sup>th</sup> percentile rate										14,500.00					14,500.00									
2020-21 LCFF Target rate per ADA										9,935.25					11,365.57									
ECONOMIC RECOVERY TARGET per ADA																								
ECONOMIC RECOVERY TARGET x 2012-13 ADA																								
ECONOMIC RECOVERY TARGET PAYMENT										1/8					2/8					3/8				
CALCULATE LCFF FLOOR										12-13					13-14									
Current year Funded ADA times Base per ADA										Rate					ADA					ADA				
Necessary Small School Allowance at 12-13 rates										5,358.60					8,757.85					8,757.85				
2012-13 Categoricals															11,105,191					11,105,191				
2012-13 Charter Categorical & Supplemental BG/ 12-13 ADA * cy ADA																								
Less Fair Share Reduction																								
Beginning in 2014-15, prior year LCFF gap funding per ADA * cy ADA																								
LOCAL CONTROL FUNDING FORMULA (LCFF) FLOOR										58,035,006										62,634,804				
CALCULATE LCFF PHASE-IN ENTITLEMENT										2013/14					2014/15					2015/16				
LOCAL CONTROL FUNDING FORMULA TARGET										87,011,521					88,657,438					90,778,419				
LOCAL CONTROL FUNDING FORMULA FLOOR										58,035,006					61,448,466					62,634,804				
Difference or GAP										11.78%					4.36%					5.47%				
Multiply difference by funding rate										3,413,433					1,186,311					1,539,456				
ECONOMIC RECOVERY PAYMENT															62,634,777					64,174,260				
LCFF Entitlement before Minimum State Aid provision										61,448,439														
Minimum State Aid																								
LCFF Phase-In Entitlement (before COE transfer, Choice & Charter Supplemental)										61,448,439					62,634,777					64,174,260				
CHANGE OVER PRIOR YEAR										7.09%					4,068,845					1,539,483				
LCFF Entitlement PER ADA										7,016					7,152					7,328				
PER ADA CHANGE OVER PRIOR YEAR										7.09%					464					176				
LCFF SOURCES INCLUDING EXCESS TAXES										2012/13					2013/14					2014/15				
State Aid										9%					4,070,744					51,035,443				
Property Taxes net of in-lieu										0%					(1,899)					11,599,334				
Charter in-Lieu Taxes										0%										0%				
LCFF PHS COE Choice, Supp										7%					4,068,845					1,539,483				
LCFF PHS COE Choice, Supp										57,379,594					61,448,439					64,174,260				



<b>CALCULATE STATE AID</b>					
LCFF Funding before Minimum State Aid	61,448,439	62,634,777	64,174,260		
Less Property Taxes including RDA	(11,599,334)	(11,599,334)	(11,599,334)		
LCFF state aid	49,849,105	51,035,443	52,574,926		
However, Minimum State Aid for prior year State Aid (as adjusted)	49,849,105	51,035,443	52,574,926		
<b>CALCULATE MINIMUM STATE AID</b>					
2012-13 RL/Charter Gen BG adjusted for ADA	2012/13	N/A	N/A		
2012-13 NSS Allowance	46,929,815	46,929,815	46,929,815		
Less Current Year Property Taxes/In Lieu	(11,601,233)	(11,599,334)	(11,599,334)		
Subtotal State Aid for Historical RL/Charter General BG	35,328,659	35,330,481	35,330,481		
Categorical funding from 2012-13	11,105,191	11,105,191	11,105,191		
Charter Categorical Block Grant adjusted for ADA	-	-	-		
Total Minimum State Aid	46,433,850	46,435,672	46,435,672		
<b>DETERMINE EXCESS TAXES AND ERAF NEED</b>					
Basic Aid if ONLY Gen Purpose State Aid is Minimum State Aid	LCFF	LCFF	LCFF		
LCFF Entitlement before Minimum State Aid provision	61,448,439	62,634,777	64,174,260		
Less formerly categorical funding in LCFF Floor (unless at Target)	11,105,191	11,105,191	11,105,191		
Subtotal LCFF	50,343,248	51,529,586	53,069,069		
Minimum State Aid increasing entitlement	50,343,248	51,529,586	53,069,069		
Subtotal LCFF	-	-	-		
Less formerly categorical funding in LCFF Floor unless in Transition	50,343,248	51,529,586	53,069,069		
Subtotal LCFF subject to property taxes	11,599,334	11,599,334	11,599,334		
Less Property Taxes	38,743,914	39,930,252	41,469,735		
ERAF Need	-	-	-		
Excess Taxes	-	-	-		
Total State Aid provided through LCFF independent of EPA	49,849,105	51,035,443	52,574,926		
Minimum Guarantee \$120/ADA or \$2,400	N/A	N/A	N/A		

57

**PROPOSITION 30 - EPA**

EPA Entitlement as % of total LCFF	21.389%	17.92%	17.92%	17.92%
<b>CALCULATE APPLICATION OF EPA</b>				
	<b>UNDER REVIEW</b>			
EPA award	2012-13	2013-14	2014-15	2015-16
LCFF FLOOR + Gap funding (or Target)	46,274,403	61,448,439	62,634,777	64,174,260
Plus minimum state aid	-	-	-	-
Less Property Taxes/In-Lieu	11,601,233	11,599,334	11,599,334	11,599,334
Gross State Aid before offset	34,673,170	49,849,105	51,035,443	52,574,926
Minimum State Aid	-	11,105,191	11,105,191	11,105,191
Subtotal State Aid before offset	34,673,170	38,743,914	39,930,252	41,469,735
Gross EPA Entitlement	9,897,632	8,292,314	8,292,314	8,292,314
Min EPA \$200/ADA	1,751,572	1,751,570	1,751,570	1,751,570
Local Revenue and EPA in excess of Revenue Limit	-	-	-	-
Reduced EPA Entitlement	9,897,632	8,292,314	8,292,314	8,292,314
Lesser of Reduced EPA or State Aid before offset	9,897,632	8,292,314	8,292,314	8,292,314
Estimated EPA	9,897,632	8,292,314	8,292,314	8,292,314
Preliminary LCFF before ERT & Minimum	46,274,403	61,448,439	62,634,777	64,174,260
Plus ERT and Minimum State Aid	-	-	-	-
Less Property taxes	(11,601,233)	(11,599,334)	(11,599,334)	(11,599,334)
EPA funding offsets state aid	9,897,632	8,292,314	8,292,314	8,292,314
Minimum EPA funding (excess to LCFF grant)	-	-	-	-

This calculation is currently being reviewed by CDE

# 1<sup>st</sup> Interim Budget Report 2013-14

2013-14 Revenue Changes Between  
Adopted Budget and 1<sup>st</sup> Interim

And

Marysville Charter Academy for the Arts  
(MCAA)

Local Control Funding Formula (LCFF)  
Calculation

2013-14 REVENUE CHANGES BETWEEN ADOPTED BUDGET AND 1ST INTERIM MCAA Fund 09

SACS Resource	Object Code	Program	Revenue	Budget Adoption	New Revenue Name	1st Interim *
0000	8011	Revenue Limit	\$	1,404,579	Local Control Funding Formula	\$ 1,544,180
		EPA	\$	-	no change due to LCFF	\$ 374,752
0000	8012	Property Tax Transf	\$	700,448	no change due to LCFF	\$ 1,918,932
		Categorical Block	\$	184,275	Eliminated due to LCFF	\$ 475,279
			\$	2,289,302		\$ 2,394,211
			\$	104,909	DIFFERENCE	\$ 0

**2012-13 STATE FUNDING INCORPORATED INTO LCFF IN 2013-14**

District Name populates with CDS code **Marysville Charter Academy for the Arts**

Enter Date:

Select LEA Type from drop down

Charter

5830138

11/25/13

**2012-13 REVENUE LIMIT DATA**

Source: CDE 2012-13 P1 Exhibit (Update at P2, Annual, R1, R2 & R3)

Line	CDE Exhibit	School District	P2 Certification	Adjustments	12-13 RL DATA
A-3	Sch District Revenue Limit	Revenue Limit ADA	-	-	-
C-1	Sch District Revenue Limit	RL Subject to the Deficits	-	-	-
D-1	Sch District Revenue Limit	Unemployment Insurance	-	-	-
D-2	Sch District Revenue Limit	Longer Day/Year Penalty	-	-	-
D-3	Sch District Revenue Limit	Excess ROC/P Reserves Adjustment	-	-	-
D-4	Sch District Revenue Limit	PERS Adjustment	-	-	-
D-5	Sch District Revenue Limit	SFUSD PERS Adjustment	-	-	-
D-6	Sch District Revenue Limit	PERS Safety Adjustment	-	-	-
E-1	Sch District Revenue Limit	Total Revenue Limit	-	-	-
E-2	Sch District Revenue Limit	Local Revenue	-	-	-
E-3	Sch District Revenue Limit	Charter Sch Gen Purpose BG Offset	-	-	-

**Necessary Small Schools**

A-1	Sch District Revenue Limit	Base Revenue Limit per ADA	-	-	-
A-2	Sch District Revenue Limit	Meals/BTSA Add-on per ADA	-	-	-
B-7	Sch District RL Calculations	Necessary Small School Add-on Amount	-	-	-
D-3	Sch District ADA	Funded NSS ADA	-	-	-
B-3	Sch District Revenue Limit	Allowance for Necessary Small School	-	-	-

**Charter School All Types**

A-1	Charter Categorical Block Grant Funding - all types	Total Charter School ADA	358.85	-	359
-----	---	--------------------------	--------	---	-----

**Charter School - COE, EHS & SBC**

A-13	Charter Block Grant	Total General Purpose Entitlement	-	-	-
B-5 EHS	Charter Block Grant	Adjusted Total	-	-	-
B-3 COE		In Lieu of Property Taxes	-	-	-

**Charter School - Unified**

D-1	Charter Block Grant	Total General Purpose Entitlement	2,091,266	(5,973.00)	2,085,293
E-5	Charter Block Grant	Adjusted Total In Lieu of Property Taxes	485,675	(14,231.00)	471,444

**State Aid for Revenue Limit/Charter General Purpose Block Grant**

**1,613,849**

**Floor Funding per ADA**

	District	Charter
12-13 Deficited RL / Charter Gen.Purpose	-	2,085,293.00
Less: 12-13 deficited NSS Allowance	-	
12-13 Other RL items (UI, PERS adj., etc.)	-	
Subtotal	-	
12-13 ADA	-	358.85
<b>Floor Funding per ADA</b>	-	<b>5,811.04</b>

**Economic Recovery Target (ERT) rates**

12-13 Undeficited RL / Charter Gen.Purpose	-	2,682,808.00
12-13 ADA	-	358.85
12-13 Undeficited rate per ADA	-	7,476.13
X 13-14 COLA	1.0157	
X 1.94% COLA for 14-15 thru 20-21	1.143964124	
<b>ERT General Purpose Funding / ADA</b>	-	<b>8,686.70</b>

**BASIC AID DISTRICTS FAIR SHARE CALCULATION**

2012-13 Undeficited RL Multiplied by 8.92%	-	
2012-13 Excess Property Tax	-	
<b>Fair Share Reduction as limited by ceiling of Excess Tax &amp; or Categoricals</b>	-	

Fair Share

Fair Share per CDE advance apportionment

CDE Schedule Re-Certified June 2013

2011-12 Fair Share taken in 2012-13

\$

61

**2012-13 STATE FUNDING INCORPORATED INTO LCFF IN 2013-14**

District Name populates with CDS code **Marysville Charter Academy for the Arts**

Enter Date:

Select LEA Type from drop down

Charter

5830138

11/25/13

**CATEGORICAL FUNDING REPEALED WITH LCFF**

PCA	Fund	Title	2012-13 Award	Before Sec 12.42 Reduction
24390	6110-144-0001	Administrator Training Program	-	-
23434	6110-156-0001	Adult Education	-	-
23900	6110-240-0001	Advanced Placement Int Bac	-	-
24807	6110-265-0001	Arts & Music Block Grant	-	-
		Bilingual Teacher Training	-	-
		& Reader Services for the Blind	-	-
23786	6110-193-0001	& Teacher Peer Review	-	-
	6360-101-0001	BTSA	-	-
24120	6110-242-0001	CA Assoc Student Councils	-	-
24732	6110-204-0001	CA High School Exit Exam	-	-
24000	6110-198-0001	CalSAFE	-	-
24918	6110-227-0001	CBET	-	-
24856	6110-267-0001	Certificated Staff Mentoring	-	-
23721	6110-211-0001	Charter School Categorical BG	208,180	259,706
24879	6110-268-0001	Child Oral Health Assessments	-	-
24122	6110-208-0001	Civic Education	-	-
23498	6110-232-0001	Class Size Reduction (9th grade)	-	-
23141	6110-190-0001	Community Day Schools	-	-
10127	Added at May Revise	CDS Mandatorily Expelled	-	-
23695	6110-188-0001	Deferred Maintenance	-	-
23654	6110-128-0001	Economic Impact Aid	-	-
23975	6110-181-0001	Educational Tech CTAP	-	-
23856	6110-124-0001	Gifted & Talented	-	-
		Home to School Transportation	-	-
23366	6110-111-0001	& Sm School Bus Replacement	-	-
24418	6110-189-0001	Inst Materials Block Grant	-	-
	6110-682-0001	K-3CSR 12-13	-	-
24389	6110-137-0001	Math & Reading Prof Development	-	-
24042	6110-195-0001	Natl Board Certification Incentive	-	-
25154	6110-212-0001	New Charter Categorical BG	-	-
24806	6110-260-0001	PE Teacher Incentive Grants	-	-
24716	6110-245-0001	Prof Development BG	-	-
24715	6110-243-0001	Pupil Retention BG	-	-
	6110-105-0001	Regional Occupational Programs	-	-
24718	6110-247-0001	Sch & Library Improvement BG	-	-
	6110-248-0001	Sch Safety Consolidated Competitive	-	-
23718	6110-228-0001	School Safety Block Grant	-	-
24456	6110-104-0001	Supplemental Instruction	-	-
24805, 2502	6110-108-0001	Supplemental Sch Counseling	-	-
24717	6110-246-0001	Targeted Instructional Improvement	-	-
24713	6110-244-0001	Teacher Credentialing BG	-	-
23151	6110-209-0001	Teacher Dismissal Apportionment	-	-

MANUAL ADJUSTMENTS TO PRE-FILL AMOUNTS

**Total Categorical Program Funding incorporated into LCFF**

208,180

**Total Categorical Program Funding before Section 12.42 reduction**

259,706

**Categorical funding per ADA incorporated into ERT**

723.72

**TOTAL STATE AID**

District

Charter

1,822,029

**TOTAL ENTITLEMENT IN 2012-13 (RL/BG + CATEGORICALS LESS FAIR SHARE)**

2,293,473

**TOTAL 2012-13 ENTITLEMENT PER ADA**

6,391

62

**School District Data Elements required to calculate the LCFF  
for 2013-14 through 2015/16**  
**Marysville Charter Academy for the Arts**

11/25/13

	2013/14	2014/15	2015/16
<b>COLA</b>	1.57%	1.87%	1.99%
<b>GAP Funding rate</b>	11.78%	4.36%	5.47%
Estimated Property Taxes	1,023,786	1,023,786	1,023,786
Less In-Lieu transfer	(1,023,786)	(1,023,786)	(1,023,786)
Total Local Revenue	-	-	-
<b>Statewide 90th percentile rate</b>	14,500	14,500	14,500

**ENROLLMENT AND UNDUPLICATED COUNT**

	Enrollment	Unduplicated Count	Unduplicated %
2013-14	9,119	7,033	77.12% 1 yr average
2014-15	9,119	7,033	77.12% 2 yr average
2015-16	9,119	7,033	77.12% 3 yr average
2016-17	9,119	7,033	77.12% 3 yr rolling avg
2017-18	9,119	7,033	77.12% 3 yr rolling avg

**AVERAGE DAILY ATTENDANCE (ADA)**

Enter ADA. Calculator will use greater of current or prior year ADA.

Enter Regular ADA by grade span. Enter 'Ungraded' ADA EITHER by grade span OR on the Ungraded rows

ADA	ADA to use:	2012-13	2013-14	2014-15	2015-16
Grades K-3		3,118.00	3,118.00	3,118.00	3,118.00
Grades 4-6	P-2	1,966.00	1,966.00	1,966.00	1,966.00
Grades 7-8	(Annual for SDC	1,103.00	1,103.00	1,103.00	1,103.00
Grades 9-12	ext. year)	2,149.00	2,149.00	2,149.00	2,149.00
graded (enter here OR in spans above)		409.42	409.42	409.42	409.42

NPS, NPS-LCI, CDS:

K-3				
4-6				
7-8	Annual			
9-12				
Ungraded (enter here OR in spans above)		12.43	12.43	12.43

COE operated (Community School, Special Ed):

K-3				
4-6				
7-8	P-2 / Annual			
9-12				
Ungraded (enter here OR in spans above)				

**TOTAL** 8,757.85 8,757.85 8,757.85

**CHARTER SHIFT ADA**

PY P-2 ADA of pupils in charter CY/non-charter PY:

	2013-14	2014-15	2015-16
Grades K-3			
Grades 4-6			
Grades 7-8			
Grades 9-12			
Ungraded (enter here OR in spans above)			

PY P-2 ADA of pupils in non-charter CY/charter PY:

Grades K-3			
Grades 4-6			
Grades 7-8			
Grades 9-12			
Ungraded (enter here OR in spans above)			

Difference (if diff. < 0, no adj. to PY ADA)

**School District Data Elements required to calculate the LCFF  
for 2013-14 through 2015/16  
Marysville Charter Academy for the Arts**

11/25/13

**LCFF ADA**

Calculator will use greater of current or prior year ADA where appropriate

2013-14						
Grade Span	2012-13 P2	2013-14 P2	Funded NSS ADA	NPS, CDS, & COE operated	Distributed (Ungraded)	Total
Grades K-3	3,118.00	3,118.00	-	-	157.79	3,275.79
Grades 4-6	1,966.00	1,966.00	-	-	99.49	2,065.49
Grades 7-8	1,103.00	1,103.00	-	-	55.82	1,158.82
Grades 9-12	2,149.00	2,149.00	-	-	108.75	2,257.75
Ungr.Charter Shift	-	-	-	-	-	-
Ungraded	409.42	409.42	-	-	-	-
SUBTOTAL	8,745.42	8,745.42	-	-	-	-
Declining or Increasing ADA						
Ungraded CY funded	-	No Change	-	-	-	-
NSS	-	12.43	-	-	-	-
TOTAL ADA	8,745.42	8,757.85	-	-	421.85	8,757.85
2014-15						
Grade Span	2013-14 P2	2014-15 P2	Funded NSS ADA	NPS, CDS, & COE operated	Distributed (Ungraded)	Total
Grades K-3	3,118.00	3,118.00	-	-	157.79	3,275.79
Grades 4-6	1,966.00	1,966.00	-	-	99.49	2,065.49
Grades 7-8	1,103.00	1,103.00	-	-	55.82	1,158.82
Grades 9-12	2,149.00	2,149.00	-	-	108.75	2,257.75
Ungr.Charter Shift	-	-	-	-	-	-
Ungraded	409.42	409.42	-	-	-	-
SUBTOTAL	8,745.42	8,745.42	-	-	-	-
Declining or Increasing ADA						
Ungraded CY funded	-	No Change	-	-	-	-
NSS	-	12.43	-	-	-	-
TOTAL ADA	8,745.42	8,757.85	-	-	421.85	8,757.85
2015-16						
Grade Span	2014-15 P2	2015-16 P2	Funded NSS ADA	NPS, CDS, & COE operated	Distributed (Ungraded)	Total
Grades K-3	3,118.00	3,118.00	-	-	157.79	3,275.79
Grades 4-6	1,966.00	1,966.00	-	-	99.49	2,065.49
Grades 7-8	1,103.00	1,103.00	-	-	55.82	1,158.82
Grades 9-12	2,149.00	2,149.00	-	-	108.75	2,257.75
Ungr.Charter Shift	-	-	-	-	-	-
Ungraded	409.42	409.42	-	-	-	-
SUBTOTAL	8,745.42	8,745.42	-	-	-	-
Declining or Increasing ADA						
Ungraded CY funded	-	No Change	-	-	-	-
NSS	-	12.43	-	-	-	-
TOTAL ADA	8,745.42	8,757.85	-	-	421.85	8,757.85



**Charter School Data Elements required to calculate the LCFF  
for 2013-14 through 2015/16**

Marysville Charter Academy for the Arts

11/25/13

	2013/14	2014/15	2015/16
<b>COLA</b>	1.57%	1.87%	1.99%
<b>GAP Funding rate</b>	11.78%	4.36%	5.47%
<b>In-Lieu of Property Tax</b>	475,279	475,279	475,279
<i>This should be the amount reported on CDE Exhibit: Charter School Block Grant Funding COE and EHS use Line B-5, Unified use Line E-5. Ask sponsoring District to provide estimate</i>			
<b>Statewide 90th percentile rate</b>	14,500	14,500	14,500

**ENROLLMENT AND UNDUPLICATED COUNT**

	Enrollment	Unduplicated Count	Unduplicated %
2013-14	365.00	164.00	44.93% 1 yr average
2014-15	365.00	164.00	44.93% 2 yr average
2015-16	365.00	164.00	44.93% 3 yr average
2016-17	365.00	164.00	44.93% 3 yr rolling avg
2017-18	365.00	164.00	44.93% 3 yr rolling avg

**UNDUPLICATED % OF DISTRICT**

Enter data for the district that the charter school is physically located in. If located in more than one district, enter % for the district with the highest percentage.

District	Unduplicated %
2013-14	77.12% 1 yr average
2014-15	77.12% 2 yr average
2015-16	77.12% 3 yr average
2016-17	77.12% 3 yr rolling avg
2017-18	77.12% 3 yr rolling avg

**AVERAGE DAILY ATTENDANCE (ADA)**

Enter P2 Data - Note Charter School ADA is always funded on Current Year

	2013-14				
Grade Span	2012-13	2013-14	LCFF ADA	Ungr	Total
Grades K-3	-	-	-	-	-
Grades 4-6	-	-	-	-	-
Grades 7-8	153.56	153.56	153.56	-	153.56
Grades 9-12	205.29	205.29	205.29	-	205.29
Ungraded (or enter by grade)	-	-	-	-	-
<b>SUBTOTAL ADA</b>	<b>358.85</b>	<b>358.85</b>	<b>358.85</b>	<b>-</b>	<b>358.85</b>

Declining or Increasing ADA No Change

	2014-15				
Grade Span	2013-14	2014-15	LCFF ADA	Ungr	Total
Grades K-3	-	-	-	-	-
Grades 4-6	-	-	-	-	-
Grades 7-8	153.56	153.56	153.56	-	153.56
Grades 9-12	205.29	205.29	205.29	-	205.29
Ungraded (or enter by grade)	-	-	-	-	-
<b>SUBTOTAL ADA</b>	<b>358.85</b>	<b>358.85</b>	<b>358.85</b>	<b>-</b>	<b>358.85</b>

Declining or Increasing ADA No Change

	2015-16				
Grade Span	2014-15	2015-16	LCFF ADA	Ungr	Total
Grades K-3	-	-	-	-	-
Grades 4-6	-	-	-	-	-
Grades 7-8	153.56	153.56	153.56	-	153.56
Grades 9-12	205.29	205.29	205.29	-	205.29
Ungraded (or enter by grade)	-	-	-	-	-
<b>SUBTOTAL ADA</b>	<b>358.85</b>	<b>358.85</b>	<b>358.85</b>	<b>-</b>	<b>358.85</b>

Declining or Increasing ADA No Change

65

# Marysville Charter Academy for the Arts

11/25/13

## CHARTER IN-LIEU PROPERTY TAX TRANSFER

In Lieu is calculated on the lesser of property taxes per ADA or the statewide average per ADA

### 1. Property taxes per ADA x Charter ADA

Enter property taxes excluding RDA revenues

Enter Charter Name & P2 ADA for all Charters

	2013/14		2014/15		2015/16	
Local Property Taxes	12,623,120		12,623,120		12,623,120	
District LCFF ADA	8,757.85		8,757.85		8,757.85	
Charter #1	358.85	475,279	358.85	475,279	358.85	475,279
Charter #2	122.50	162,245	122.50	162,245	122.50	162,245
Charter #3	95.48	126,458	95.48	126,458	95.48	126,458
Charter #4	195.68	259,168	195.68	259,168	195.68	259,168
Charter #5	0.48	636	0.48	636	0.48	636
Charter #6	-	-	-	-	-	-
Total All ADA	9,530.84		9,530.84		9,530.84	
Property taxes per ADA	1,324		1,324		1,324	
Taxes per ADA x Charter ADA	1,023,786		1,023,786		1,023,786	

### 2a. Statewide average per ADA x Charter ADA (Usually applicable to Basic Aid Districts)

Upon implementation of LCFF the Statewide average is the LCFF Target Base & grade span adjustment (GSA)

	2013/14	2014/15	2015/16
Grade Level	Base + GSA	Base + GSA	Base + GSA
Grades K-3	7,675	7,819	7,974
Grades 4-6	7,056	7,188	7,331
Grades 7-8	7,266	7,402	7,549
Grades 9-12	8,638	8,799	8,974

Enter ADA by grade level for each Charter School sponsored by the District by grade level

Charter #1	2013/14	2014/15	2015/16
Grade Level	ADA Total	ADA Total	ADA Total
Grades K-3	- -	- -	- -
Grades 4-6	- -	- -	- -
Grades 7-8	- -	- -	- -
Grades 9-12	- -	- -	- -
Statewide Average Base x ADA	-	-	-
Charter #2	2013/14	2014/15	2015/16
Grade Level	ADA Total	ADA Total	ADA Total
Grades K-3	- -	- -	- -
Grades 4-6	- -	- -	- -
Grades 7-8	- -	- -	- -
Grades 9-12	- -	- -	- -
Statewide Average Base x ADA	-	-	-
Charter #3	2013/14	2014/15	2015/16
Grade Level	ADA Total	ADA Total	ADA Total
Grades K-3	- -	- -	- -
Grades 4-6	- -	- -	- -
Grades 7-8	- -	- -	- -
Grades 9-12	- -	- -	- -
Statewide Average Base x ADA	-	-	-

**Charter #4**

Grade Level	2013/14		2014/15		2015/16	
	ADA	Total	ADA	Total	ADA	Total
Grades K-3	-	-	-	-	-	-
Grades 4-6	-	-	-	-	-	-
Grades 7-8	-	-	-	-	-	-
Grades 9-12	-	-	-	-	-	-
Statewide Average Base x ADA	-	-	-	-	-	-

**Charter #5**

Grade Level	2013/14		2014/15		2015/16	
	ADA	Total	ADA	Total	ADA	Total
Grades K-3	-	-	-	-	-	-
Grades 4-6	-	-	-	-	-	-
Grades 7-8	-	-	-	-	-	-
Grades 9-12	-	-	-	-	-	-
Statewide Average Base x ADA	-	-	-	-	-	-

**Charter #6**

Grade Level	2013/14		2014/15		2015/16	
	ADA	Total	ADA	Total	ADA	Total
Grades K-3	-	-	-	-	-	-
Grades 4-6	-	-	-	-	-	-
Grades 7-8	-	-	-	-	-	-
Grades 9-12	-	-	-	-	-	-
Statewide Average Base x ADA	-	-	-	-	-	-

Total Statewide Average all Charters

LESSER OF PER/ADA or STATEWIDE AVG      1,023,786      1,023,786      1,023,786

**2b. Statewide Average per ADA x Charter ADA during implementation of LCFF**

Until Charter has transitioned to full LCFF funding, the 'Base Grant' used in 2a will be the CY LCFF Transition Entitlement

Enter each Charter's funding as calculated using this tool - one spread sheet each Charter

		2013/14	2014/15	2015/16
Charter #1	LCFF TARGET	-	-	-
Charter #2	LCFF TARGET	-	-	-
Charter #3	LCFF TARGET	-	-	-
Charter #4	LCFF TARGET	-	-	-
Charter #5	LCFF TARGET	-	-	-
Charter #6	LCFF TARGET	-	-	-
Total Charter LCFF TARGET		-	-	-

Charter #1	LCFF TRANSITION	-	-	-
Charter #2	LCFF TRANSITION	-	-	-
Charter #3	LCFF TRANSITION	-	-	-
Charter #4	LCFF TRANSITION	-	-	-
Charter #5	LCFF TRANSITION	-	-	-
Charter #6	LCFF TRANSITION	-	-	-
Total Charter LCFF TRANSITION		-	-	-

Calculate ratio of LCFF Target Base Grant including grade-span adjustment (GSA) to the Total LCFF Target Grant and multiply by LCFF Transition Entitlement

		2013/14	2014/15	2015/16
Charter #1	0.0%	-	-	-
Charter #2	0.0%	-	-	-
Charter #3	0.0%	-	-	-
Charter #4	0.0%	-	-	-
Charter #5	0.0%	-	-	-
Charter #6	0.0%	-	-	-
Transition In-Lieu taxes		-	-	-

SER OF TAX PER ADA OR STATEWIDE AVG      1,023,786      1,023,786      1,023,786

67

## LOCAL CONTROL FUNDING FORMULA

### LOCAL CONTROL FUNDING FORMULA

CALCULATE LCFF TARGET										
Unduplicated as % of Enrollment						COLA 44.93%		COLA 1.570% 2013/14		
ADA	Base	Gr Span	Supp	Concen	TARGET					
Grades K-3	6,952	723	690	-	-					
Grades 4-6	7,056		634	-	-					
Grades 7-8	153.56		653	-	1,216,042					
Grades 9-12	205.29	219	776	-	1,932,600					
Subtract NSS	-	-	-	-	-					
NSS Allowance	-	-	-	-	-					
TOTAL BASE						358.85	2,844,104	44,959	259,580	3,148,642
Targeted Instructional Improvement						-	-	-	-	-
Transportation						-	-	-	-	-
LOCAL CONTROL FUNDING FORMULA (LCFF) TARGET						3,148,642				
CALCULATE ECONOMIC RECOVERY TARGET						2013/14		2020/21		
Revenue Limit per ADA inflated to 2020/21						-				
Charter General Purpose BG/ADA inflated to 2020/21						7,593.51				8,686.70
Categorical Base per ADA						723.72				723.72
Total Economic Recovery Target per ADA						8,317.23				9,410.42
Statewide 90 <sup>th</sup> percentile rate						14,500.00				14,500.00
2020-21 LCFF Target rate per ADA						8,774.26				10,037.44
ECONOMIC RECOVERY TARGET per ADA						-				-
ECONOMIC RECOVERY TARGET x 2012-13 ADA						-				-
ECONOMIC RECOVERY TARGET PAYMENT						1/8				-
CALCULATE LCFF FLOOR						12-13				13-14
Current Year Funded ADA times Base per ADA						5,811.04				358.85
Necessary Small School Allowance at 12-13 rates						-				-
2012-13 Categoricals						-				-
2012-13 Charter Categorical & Supplemental BG/ 12-13 ADA * cy ADA						208,180				-
Less Fair Share Reduction						-				-
Beginning in 2014-15, prior year LCFF gap funding per ADA * cy ADA						-				-
LOCAL CONTROL FUNDING FORMULA (LCFF) FLOOR						2,293,472				-
CALCULATE LCFF PHASE-IN ENTITLEMENT						2013/14				
LOCAL CONTROL FUNDING FORMULA TARGET						3,148,642				
LOCAL CONTROL FUNDING FORMULA FLOOR						2,293,472				
Difference or GAP						855,170				
Multiply difference by funding rate						11.78%				100,739
ECONOMIC RECOVERY PAYMENT						-				2,394,211
LCFF Entitlement before Minimum State Aid provision						-				-
Minimum State Aid						-				-
LCFF Phase-In Entitlement (before COE transfer, Choice & Charter Supplemental)						2,394,211				
CHANGE OVER PRIOR YEAR						4.39%				100,738
LCFF Entitlement PER ADA						6,672				
PER ADA CHANGE OVER PRIOR YEAR						4.39%				281
LCFF SOURCES INCLUDING EXCESS TAXES						2012/13				
State Aid						Increase				2013/14
Property Taxes net of in-lieu						5%				96,903
Charter In-Lieu Taxes						0%				-
LCFF pre COE, Choices, Supp						1%				3,835
LCFF pre COE, Choices, Supp						4%				100,738
LCFF pre COE, Choices, Supp						2,293,473				2,394,211

CALCULATE LCFF TARGET										
Unduplicated as % of Enrollment						COLA 44.93%		COLA 1.570% 2013/14		
ADA	Base	Gr Span	Supp	Concen	TARGET					
Grades K-3	6,952	723	690	-	-					
Grades 4-6	7,056		634	-	-					
Grades 7-8	153.56		653	-	1,216,042					
Grades 9-12	205.29	219	776	-	1,932,600					
Subtract NSS	-	-	-	-	-					
NSS Allowance	-	-	-	-	-					
TOTAL BASE						358.85	2,844,104	44,959	259,580	3,148,642
Targeted Instructional Improvement						-	-	-	-	-
Transportation						-	-	-	-	-
LOCAL CONTROL FUNDING FORMULA (LCFF) TARGET						3,148,642				
CALCULATE ECONOMIC RECOVERY TARGET						2013/14		2020/21		
Revenue Limit per ADA inflated to 2020/21						-				
Charter General Purpose BG/ADA inflated to 2020/21						7,593.51				8,686.70
Categorical Base per ADA						723.72				723.72
Total Economic Recovery Target per ADA						8,317.23				9,410.42
Statewide 90 <sup>th</sup> percentile rate						14,500.00				14,500.00
2020-21 LCFF Target rate per ADA						8,774.26				10,037.44
ECONOMIC RECOVERY TARGET per ADA						-				-
ECONOMIC RECOVERY TARGET x 2012-13 ADA						-				-
ECONOMIC RECOVERY TARGET PAYMENT						1/8				-
CALCULATE LCFF FLOOR						12-13				13-14
Current Year Funded ADA times Base per ADA						5,811.04				358.85
Necessary Small School Allowance at 12-13 rates						-				-
2012-13 Categoricals						-				-
2012-13 Charter Categorical & Supplemental BG/ 12-13 ADA * cy ADA						208,180				-
Less Fair Share Reduction						-				-
Beginning in 2014-15, prior year LCFF gap funding per ADA * cy ADA						-				-
LOCAL CONTROL FUNDING FORMULA (LCFF) FLOOR						2,293,472				-
CALCULATE LCFF PHASE-IN ENTITLEMENT						2013/14				
LOCAL CONTROL FUNDING FORMULA TARGET						3,148,642				
LOCAL CONTROL FUNDING FORMULA FLOOR						2,293,472				
Difference or GAP						855,170				
Multiply difference by funding rate						11.78%				100,739
ECONOMIC RECOVERY PAYMENT						-				2,394,211
LCFF Entitlement before Minimum State Aid provision						-				-
Minimum State Aid						-				-
LCFF Phase-In Entitlement (before COE transfer, Choice & Charter Supplemental)						2,394,211				
CHANGE OVER PRIOR YEAR						4.39%				100,738
LCFF Entitlement PER ADA						6,672				
PER ADA CHANGE OVER PRIOR YEAR						4.39%				281
LCFF SOURCES INCLUDING EXCESS TAXES						2012/13				
State Aid						Increase				2013/14
Property Taxes net of in-lieu						5%				96,903
Charter In-Lieu Taxes						0%				-
LCFF pre COE, Choices, Supp						1%				3,835
LCFF pre COE, Choices, Supp						4%				100,738
LCFF pre COE, Choices, Supp						2,293,473				2,394,211

CALCULATE LCFF TARGET										
Unduplicated as % of Enrollment						COLA 44.93%		COLA 1.570% 2013/14		
ADA	Base	Gr Span	Supp	Concen	TARGET					
Grades K-3	6,952	723	690	-	-					
Grades 4-6	7,056		634	-	-					
Grades 7-8	153.56		653	-	1,216,042					
Grades 9-12	205.29	219	776	-	1,932,600					
Subtract NSS	-	-	-	-	-					
NSS Allowance	-	-	-	-	-					
TOTAL BASE						358.85	2,844,104	44,959	259,580	3,148,642
Targeted Instructional Improvement						-	-	-	-	-
Transportation						-	-	-	-	-
LOCAL CONTROL FUNDING FORMULA (LCFF) TARGET						3,148,642				
CALCULATE ECONOMIC RECOVERY TARGET						2013/14		2020/21		
Revenue Limit per ADA inflated to 2020/21						-				
Charter General Purpose BG/ADA inflated to 2020/21						7,593.51				8,686.70
Categorical Base per ADA						723.72				723.72
Total Economic Recovery Target per ADA						8,317.23				9,410.42
Statewide 90 <sup>th</sup> percentile rate						14,500.00				14,500.00
2020-21 LCFF Target rate per ADA						8,774.26				10,037.44
ECONOMIC RECOVERY TARGET per ADA						-				-
ECONOMIC RECOVERY TARGET x 2012-13 ADA						-				-
ECONOMIC RECOVERY TARGET PAYMENT						1/8				-
CALCULATE LCFF FLOOR						12-13				13-14
Current Year Funded ADA times Base per ADA						5,811.04				358.85
Necessary Small School Allowance at 12-13 rates						-				-
2012-13 Categoricals						-				-
2012-13 Charter Categorical & Supplemental BG/ 12-13 ADA * cy ADA						208,180				-
Less Fair Share Reduction						-				-
Beginning in 2014-15, prior year LCFF gap funding per ADA * cy ADA						-				-
LOCAL CONTROL FUNDING FORMULA (LCFF) FLOOR						2,293,472				-
CALCULATE LCFF PHASE-IN ENTITLEMENT						2013/14				
LOCAL CONTROL FUNDING FORMULA TARGET						3,148,642				
LOCAL CONTROL FUNDING FORMULA FLOOR						2,293,472				
Difference or GAP						855,170				
Multiply difference by funding rate						11.78%				100,739
ECONOMIC RECOVERY PAYMENT						-				2,394,211
LCFF Entitlement before Minimum State Aid provision						-				-
Minimum State Aid						-				-
LCFF Phase-In Entitlement (before COE transfer, Choice & Charter Supplemental)						2,394,211				
CHANGE OVER PRIOR YEAR						4.39%				100,738
LCFF Entitlement PER ADA						6,672				
PER ADA CHANGE OVER PRIOR YEAR						4.39%				281
LCFF SOURCES INCLUDING EXCESS TAXES						2012/13				
State Aid						Increase				2013/14
Property Taxes net of in-lieu						5%				96,903
Charter In-Lieu Taxes						0%				-
LCFF pre COE, Choices, Supp						1%				3,835
LCFF pre COE, Choices, Supp						4%				100,738
LCFF pre COE, Choices, Supp						2,293,473				2,394,211

CALCULATE LCFF TARGET										
Unduplicated as % of Enrollment						COLA 44.93%		COLA 1.570% 2013/14		
ADA	Base	Gr Span	Supp	Concen	TARGET					
Grades K-3	6,952	723	690	-	-					
Grades 4-6	7,056		634	-	-					
Grades 7-8	153.56		653	-	1,216,042					
Grades 9-12	205.29	219	776	-	1,932,600					
Subtract NSS	-	-	-	-	-					
NSS Allowance	-	-	-	-	-					
TOTAL BASE						358.85	2,844,104	44,959	259,580	3,148,642
Targeted Instructional Improvement						-	-	-	-	-
Transportation						-	-	-	-	-
LOCAL CONTROL FUNDING FORMULA (LCFF) TARGET						3,148,642				
CALCULATE ECONOMIC RECOVERY TARGET						2013/14		2020/21		
Revenue Limit per ADA inflated to 2020/21						-				
Charter General Purpose BG/ADA inflated to 2020/21						7,593.51				8,686.70
Categorical Base per ADA						723.72				723.72
Total Economic Recovery Target per ADA						8,317.23				9,410.42
Statewide 90 <sup>th</sup> percentile rate						14,500.00				14,500.00
2020-21 LCFF Target rate per ADA						8,774.26				10,037.44
ECONOMIC RECOVERY TARGET per ADA						-				-
ECONOMIC RECOVERY TARGET x 2012-13 ADA						-				-
ECONOMIC RECOVERY TARGET PAYMENT						1/8				-
CALCULATE LCFF FLOOR						12-13				13-14
Current Year Funded ADA times Base per ADA						5,811.04				358.85
Necessary Small School Allowance at 12-13 rates						-				-
2012-13 Categoricals						-				-
2012-13 Charter Categorical & Supplemental BG/ 12-13 ADA * cy ADA						208,180				-
Less Fair Share Reduction						-				-
Beginning in 2014-15, prior year LCFF gap funding per ADA * cy ADA						-				-
LOCAL CONTROL FUNDING FORMULA (LCFF) FLOOR						2,293,472				-
CALCULATE LCFF PHASE-IN ENTITLEMENT						2013/14				
LOCAL CONTROL FUNDING FORMULA TARGET						3,148,642				
LOCAL CONTROL FUNDING FORMULA FLOOR						2,293,472				
Difference or GAP						855,170				
Multiply difference by funding rate						11.78%				100,739
ECONOMIC RECOVERY PAYMENT						-				2,394,211
LCFF Entitlement before Minimum State Aid provision						-				-
Minimum State Aid						-				-
LCFF Phase-In Entitlement (before COE transfer, Choice & Charter Supplemental)						2,394,211				
CHANGE OVER PRIOR YEAR						4.39%				100,738
LCFF Entitlement PER ADA						6,672				
PER ADA CHANGE OVER PRIOR YEAR						4.39%				281
LCFF SOURCES INCLUDING EXCESS TAXES						2012/13				
State Aid						Increase				2013/14
Property Taxes net of in-lieu						5%				96,903
Charter In-Lieu Taxes						0%				-
LCFF pre COE, Choices, Supp						1%				3,835
LCFF pre COE, Choices, Supp						4%				100,738
LCFF pre COE, Choices, Supp						2,293,473				2,394,211

CALCULATE LCFF TARGET										
Unduplicated as % of Enrollment						COLA 44.93%		COLA 1.570% 2013/14		
ADA	Base	Gr Span	Supp	Concen	TARGET					
Grades K-3	6,952	723	690	-	-					
Grades 4-6	7,056		634	-	-					
Grades 7-8	153.56		653	-	1,216,042					
Grades 9-12	205.29	219	776	-	1,932,600					
Subtract NSS	-	-	-	-	-					
NSS Allowance	-	-	-	-	-					
TOTAL BASE						358.85	2,844,104	44,959	259,580	3,148,642
Targeted Instructional Improvement						-	-	-	-	-
Transportation						-	-	-	-	-
LOCAL CONTROL FUNDING FORMULA (LCFF) TARGET						3,148,642				
CALCULATE ECONOMIC RECOVERY TARGET						2013/14		2020/21		
Revenue Limit per ADA inflated to 2020/21						-				
Charter General Purpose BG/ADA inflated to 2020/21						7,593.51				8,686.70
Categorical Base per ADA						723.72				723.72
Total Economic Recovery Target per ADA						8,317.23				9,410.42
Statewide 90 <sup>th</sup> percentile rate						14,500.00				14,500.00
2020-21 LCFF Target rate per ADA						8,774.26				10,037.44
ECONOMIC RECOVERY TARGET per ADA						-				-
ECONOMIC RECOVERY TARGET x 2012-13 ADA						-				-
ECONOMIC RECOVERY TARGET PAYMENT						1/8				-
CALCULATE LCFF FLOOR						12-13				13-14
Current Year Funded ADA times Base per ADA						5,811.04				358.85
Necessary Small School Allowance at 12-13 rates						-				-
2012-13 Categoricals						-				-
2012-13 Charter Categorical & Supplemental BG/ 12-13 ADA * cy ADA						208,180				-
Less Fair Share Reduction						-				-
Beginning in 2014-15, prior year LCFF gap funding per ADA * cy ADA						-				-
LOCAL CONTROL FUNDING FORMULA (LCFF) FLOOR						2,293,472				-
CALCULATE LCFF PHASE-IN ENTITLEMENT						2013/14				
LOCAL CONTROL FUNDING FORMULA TARGET						3,148,642				
LOCAL CONTROL FUNDING FORMULA FLOOR						2,293,472				
Difference or GAP						855,170				
Multiply difference by funding rate						11.78%				100,739
ECONOMIC RECOVERY PAYMENT						-				2,394,211
LCFF Entitlement before Minimum State Aid provision						-				-
Minimum State Aid						-				-
LCFF Phase-In Entitlement (before COE transfer, Choice & Charter Supplemental)						2,394,211				
CHANGE OVER PRIOR YEAR						4.39%				100,738
LCFF Entitlement PER ADA						6,672				
PER ADA CHANGE OVER PRIOR YEAR						4.39%				281
LCFF SOURCES INCLUDING EXCESS TAXES						2012/13				
State Aid						Increase				2013/14
Property Taxes net of in-lieu						5%				96,903
Charter In-Lieu Taxes						0%				-
LCFF pre COE, Choices, Supp						1%				3,835
LCFF pre COE, Choices, Supp						4%				100,738
LCFF pre COE, Choices, Supp						2,293,473				2,394,211

CALCULATE LCFF TARGET										
Unduplicated as % of Enrollment						COLA 44.93%		COLA 1.570% 2013/14		
ADA	Base	Gr Span	Supp	Concen	TARGET					
Grades K-3	6,952	723	690	-	-					
Grades 4-6	7,056		634	-	-					
Grades 7-8	153.56		653	-	1,216,042					
Grades 9-12	205.29	219	776	-	1,932,600					
Subtract NSS	-	-	-	-	-					
NSS Allowance	-	-	-	-	-					
TOTAL BASE						358.85	2,844,104	44,959	259,580	3,148,642
Targeted Instructional Improvement						-	-	-	-	-
Transportation						-	-	-	-	-
LOCAL CONTROL FUNDING FORMULA (LCFF) TARGET						3,148,642				
CALCULATE ECONOMIC RECOVERY TARGET						2013/14		2020/21		
Revenue Limit per ADA inflated to 2020/21						-				
Charter General Purpose BG/ADA inflated to 2020/21						7,593.51				8,686.70
Categorical Base per ADA						723.72				723.72
Total Economic Recovery Target per ADA										

68

CALCULATE STATE AID			
LCFF Funding before Minimum State Aid	2,394,211	2,429,671	2,475,695
Less Property Taxes including RDA	(475,279)	(475,279)	(475,279)
LCFF state aid	1,918,932	1,954,392	2,000,416
However, Minimum State Aid for prior year State Aid (as adjusted)	1,918,932	1,954,392	2,000,416
CALCULATE MINIMUM STATE AID			
2012-13 RL/Charter Gen BG adjusted for ADA	2012/13	N/A	N/A
2012-13 NSS Allowance	2,085,292	2,085,292	2,085,292
Less Current Year Property Taxes/In Lieu	(471,444)	-	-
Subtotal State Aid for Historical RL/Charter General BG	1,613,849	(475,279)	(475,279)
Categorical funding from 2012-13	-	1,610,013	1,610,013
Charter Categorical Block Grant adjusted for ADA	208,180	-	-
Total Minimum State Aid	1,822,029	208,180	208,180
		1,818,193	1,818,193
DETERMINE EXCESS TAXES AND ERAF NEED			
Basic Aid if ONLY Gen Purpose State Aid is Minimum State Aid	LCFF	LCFF	LCFF
LCFF Entitlement before Minimum State Aid provision	2,394,211	2,429,671	2,475,695
Less formerly categorical funding in LCFF Floor (unless at Target)	208,180	208,180	208,180
Subtotal LCFF	2,186,031	2,221,491	2,267,515
Minimum State Aid increasing entitlement	-	-	-
Subtotal LCFF	2,186,031	2,221,491	2,267,515
Less formerly categorical funding in LCFF Floor unless in Transition	-	-	-
Subtotal LCFF subject to property taxes	2,186,031	2,221,491	2,267,515
Less Property Taxes	475,279	475,279	475,279
ERAF Need	1,710,752	1,746,212	1,792,236
Excess Taxes	-	-	-
Total State Aid provided through LCFF independent of EPA	1,918,932	1,954,392	2,000,416
Minimum Guarantee \$120/ADA or \$2,400	N/A	N/A	N/A

69

**PROPOSITION 30 - EPA**

EPA Entitlement as % of total LCFF	21.389%	17.92%	17.92%	17.92%
<b>CALCULATE APPLICATION OF EPA</b>				
	<b>UNDER REVIEW</b>			
EPA award	2012-13	2013-14	2014-15	2015-16
LCFF FLOOR + Gap funding (or Target)	2,085,293	2,394,211	2,429,671	2,475,695
Plus minimum state aid	-	-	-	-
Less Property Taxes/In-Lieu	471,444	475,279	475,279	475,279
Gross State Aid before offset	1,613,849	1,918,932	1,954,392	2,000,416
Minimum State Aid	-	208,180	208,180	208,180
Subtotal State Aid before offset	1,613,849	1,710,752	1,746,212	1,792,236
Gross EPA Entitlement	446,023	373,682	373,682	373,682
Min EPA \$200/ADA	71,770	71,770	71,770	71,770
Local Revenue and EPA in excess of Revenue Limit	-	-	-	-
Reduced EPA Entitlement	446,023	373,682	373,682	373,682
Lesser of Reduced EPA or State Aid before offset	446,023	373,682	373,682	373,682
Estimated EPA	446,023	373,682	373,682	373,682
Preliminary LCFF before ERT & Minimum	2,085,293	2,394,211	2,429,671	2,475,695
Plus ERT and Minimum State Aid	-	-	-	-
Less Property taxes	(471,444)	(475,279)	(475,279)	(475,279)
EPA funding offsets state aid	446,023	373,682	373,682	373,682
Minimum EPA funding (excess to LCFF grant)	-	-	-	-

This calculation is currently being reviewed by CDE